

In case of reply the  
number and date of the  
letter should be quoted.

My Ref. No: CR/GE/DA.9/193

Your Ref. No: .....

Tel: 233 (0) 302 664920/28/29

Fax: 233 (0) 302 6751495

Website: www.ghaudit.org

## AUDIT SERVICE



Good Governance  
and Accountability

39,

P. O. Box Apam

18 April 25

### INDEPENDENT AUDITOR'S REPORT

THE CHAIRMAN

BOARD OF GOVERNORS

GOMOA EAST DISTRICT ASSEMBLY

GOMOA POTSIN

#### AUDIT REPORT ON THE FINANCIAL STATEMENTS OF GOMOA EAST DISTRICT ASSEMBLY.

##### Report on the financial statements

We have audited the accompanying financial statements of Gomoa East District Assembly which comprise the statement of financial position as at 31 December 2024, the statement of financial performance, the statement of changes in net assets, the statement of cash flows and the notes to the financial statements, including a summary of significant accounting policies and supporting schedules.

##### Opinion

In our opinion, the accompanying financial statements present fairly, in all material respects, the financial position of Gomoa East District Assembly and its financial performance and cash flows for the year then ended in accordance with the International Public Sector Accounting Standards (IPSAS) as adopted by the Government of Ghana.

##### Basis of Opinion

We conducted our audit in accordance with the International Standards of Supreme Auditing Institutions (ISSAIs). Our responsibilities under those standards are described in the section below entitled "Auditor's responsibilities for the audit of the financial statements". We are independent of Gomoa East District Assembly in accordance with the ethical requirements relevant to our audit.

of the financial statements and we have fulfilled our other ethical responsibilities in accordance with those requirements. We believe that the audit evidence that we have obtained is sufficient and appropriate to provide a basis for our opinion.

**Responsibilities of management and those charged with governance for the financial statements:**

The District Chief Executive is responsible for the preparation and fair presentation of the financial statements in accordance with IPSAS and for such internal controls as the District Chief Executive determines to be necessary to enable the preparation of the financial statements that are free from material misstatements, whether due to fraud or error.

Those charged with governance are responsible for overseeing the financial reporting process of Gompa East District Assembly.

**Auditor's responsibilities for the audit of the financial statements:**

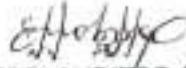
Our objectives are to obtain reasonable assurance that the financial statements are free from material misstatements, whether due to fraud or error, and to issue an auditor's report that includes our opinion. Reasonable assurance is a high level of assurance but is not a guarantee that an audit conducted in accordance with the ISSAIs will always detect a material misstatement when it exists. Misstatements can arise from fraud or error and are considered material if, individually or in the aggregate, they could reasonably be expected to influence the economic decisions of users taken based on these financial statements.

As part of our audit, in accordance with the ISSAIs, we exercise professional judgement and maintain professional skepticism throughout the audit. We also:

- a. Evaluate the overall presentation, structure, and content of the financial statements, including the disclosures, and whether the financial statements represent the underlying transactions and events in a manner that achieves fair presentation.
- b. Identify and assess the risks of material misstatement in the financial statements, whether due to fraud or error, design and perform audit procedures responsive to those risks, and obtain audit evidence that is sufficient and appropriate to provide a basis for our opinion.

- c. Obtain an understanding of internal controls relevant to the audit in order to design audit procedures that are appropriate in the circumstances, but not for the purpose of expressing an opinion on the effectiveness of the internal controls of Ghana Central District Assembly.
- d. All public monies have been expended for the purposes for which they were appropriated, and expenditures have been made as authorized;
- e. Evaluate the appropriateness of accounting policies used and the reasonableness of accounting estimates and related disclosures made by the District Chief Executive and
- f. Programmes and activities have been undertaken with due regard to economy, efficiency and effectiveness in relation to the resources utilized and results achieved.

We communicated with those charged with governance regarding, among other matters, the planned scope and timing of the audit and significant audit findings, including any significant deficiencies in internal controls and compliance with other public legal frameworks that we identified during our audit in a separate audit Management Letter.

  
 FOR: AUDITOR-GENERAL  
 AGYIN EVANS KOBINA  
 REGIONAL AUDITOR  
 CENTRAL REGION

Cc: The Deputy Auditor-General, EDA S-Zone  
 Audit Service  
 Accra

The Head of Local Government  
 Min. of Local Government and Rural Development  
 Accra

The Regional Co-ordinating Director

Regional Co-ordinating Council

Cape Coast

The District Chief Executive

Gomoa East District Assembly

Gomoa Potsin

The District Co-ordinating Director

Gomoa East District Assembly

Gomoa Potsin

The District Finance Officer

Gomoa East District Assembly

Gomoa Potsin

The District Auditor

Audit Service

Apam

## FINANCIAL HIGHLIGHTS

The Financial Statements for 2024 was presented in accordance with the public financial legislative requirements and other statutes and the format required under IPSAS. The financial statements also include supplementary information that further explains and supports the information in the financial statements.

The summary highlights and analysis of the Financial Statements of Gomoa East District Assembly for the year ended 31 December 2024 are presented below:

### Budget Performance

#### *a) Budgeted receipts*

In 2024, the total actual receipts of GH¢ 16,694,023.00 was higher than the approved budget of GH¢ 14,302,780.00 in 2024. The total of GH¢16,694,023.00 for 2024, compared with GH¢ 12,113,873.00 received in 2023, showed an increase of GH¢ 4,580,150.00 or 37.81 percent over the prior year.

#### *b) Budgeted payments*

During the period under review, the Gomoa East District Assembly approved budget was GH¢10,345,541.00 to be spent on approved activities. However, actual payments came to GH¢15,506,246.00 in 2024, compared with GH¢12,240,564.00 paid in 2023, showed an increase of GH¢3,265,682.00 or 26.67 percent over the prior year.

### Financial Performance

#### *a) Revenue*

During the period under review, total revenue received by the Gomoa East District Assembly amounted to GH¢17,756,620.00 compared with GH¢12,078,590.00 received in the previous year, showing an increase of 47.00 percent.

#### *b) Expenses*

Total Expenditure incurred by the Gomoa East District Assembly in 2024 amounted to GH¢17,470,046.00 as against GH¢ 12,240,564.00 for the previous year, showing an increase of



GH¢5,229,480.00 or 42.72 percent. Except for economic affairs, all elements of expenditure for the year increased when compared with those of previous year.

*c) Operational results*

During the year under review, the Gomoa East District Assembly recorded a surplus of GH¢285,574.00 from its operations as compared to the reported deficit of GH¢161,975.00 in 2023. The increase in the surplus recorded was primarily due to the increase in Grants received of GH¢12,202,905.00 accrued during the year over the previous year. The net operational result were accordingly transferred to the Accumulated Fund balances.

**Financial Position**

*a) Assets*

As at 31 December 2024, total assets of Gomoa East District Assembly stood at GH¢20,998,565.00 as against GH¢13,700,707.00 recorded in the previous year, representing an increase of GH¢7,297,858.00 or 53.27 percent. Cash and cash equivalents amounting to GH¢1,815,712.00 constituted 9 percent of the total assets.

*b) Liabilities*

Total liabilities stood at GH¢418,649.00 at the end of the year, compared with GH¢67,300.00 for the previous year, an increase of GH¢351,349.00 or 522.07 percent. Trade payables to suppliers accounted for 100 percent of the liabilities. At a current ratio of 5.65:1, our analysis showed that the Gomoa East District Assembly will be able to meet its short-term obligation as and when they fall due.

*c) Fund Balances*

The Gomoa East District Assembly's Fund Balances stood at GH¢20,579,915.00 as at 31 December 2024, compared with GH¢13,633,407.00 as at 31 December 2023, registering an increase GH¢ 6,946,508.00 translating to 50.95 percent.

## STATEMENT OF MANAGEMENT RESPONSIBILITIES - GOMOA EAST DISTRICT ASSEMBLY


The Financial Report of Gomoa East District Assembly provides the financial information on a transparent and accessible basis as well as an important element in the overall framework of accountability and financial integrity of the Gomoa East District Assembly.

The financial statements and its associated disclosures have been drawn up in accordance with the Public Financial Management Act, 2016 (Act 921), the Public Financial Management Regulations, 2019 (L.I 2378), the International Public Sector Accounting Standards (IPSAS) and the relevant resolutions adopted by Management of the Gomoa East District Assembly. Contributions from government and other sources have been issued solely for the purposes for which they were specifically designated. All transactions have been properly documented.

The system of internal controls relating to financial reporting is designed to provide reasonable assurance regarding the reliability of financial reporting and the preparation of financial statements for external purposes in accordance with the public financial management legal frameworks. This system includes relevant policies and procedures that:


- (i) pertain to maintenance of records in reasonable detail, accurately and fairly reflect the transactions;
- (ii) provide reasonable assurance that transactions are recorded as necessary to permit preparation of the financial statements and that receipts and expenditures are executed in accordance with authorizations of management in compliance with the public financial management legal frameworks; and
- (iii) provide reasonable assurance regarding the prevention or timely detection of unauthorized acquisition and use or disposition of the Gomoa East District Assembly's assets.

To the best of our knowledge, the financial statements fairly present the Gomoa East District Assembly's financial position as 31 December 2024. During the external audit process, Management provided the Audit Service with all relevant information and access as agreed in the terms of the audit engagement.

  
DISTRICT CHIEF EXECUTIVE  
GOMOA EAST DIST. ASSEMBLY  
POSTED

Margaret Naana Ackom

District Chief Executive

  
DISTRICT FINANCE OFFICER  
GOMOA EAST DISTRICT ASSEMBLY  
POSTED  
District Finance Officer



**GOMOA EAST DISTRICT  
ASSEMBLY**

**AUDITED FINANCIAL  
STATEMENTS FOR THE YEAR  
ENDED**

**31 DECEMBER 2024**



# GOMOA EAST DISTRICT ASSEMBLY

## GOMOA POTSIN



Tel: 0244983437/0204690922

REPUBLIC OF GHANA

District Administration  
GHANA POST GPS  
CG-1936-0619  
16<sup>TH</sup> April, 2025

Our Ref NO. GEDA.....

Your Ref. No.....


*In case of reply, the number and  
date of this letter should be quoted*

Controller and Accountant General,  
Controller and Accountant General's Dept.  
PO Box M79  
Accra.

THRO'  
Regional Director,  
Controller and Accountant General's Dept.  
Cape Coast.

### SUBMISSION OF ANNUAL FINANCIAL STATEMENT FOR THE YEAR ENDED 31<sup>ST</sup> DECEMBER 2024

I submit herewith, annual financial statement for the year ended 31<sup>st</sup> December 2024  
for your study and necessary action, please.

  
For: DISTRICT CHIEF EXECUTIVE  
(PAUL ZIKPUI)  
DISTRICT FINANCE OFFICER

## **GENERAL INFORMATION**

### **DISTRICT CHIEF EXECUTIVE**

Hon. Solomon Darko-Quarm  
Period Appointed: June, 2018

### **PRESIDING MEMBER**

Hon. Geoffrey Payin Inkum  
Period Elected:

### **EXECUTIVE MANAGEMENT COMMITTEE**

Hon. Solomon Darko-Quarm  
DCD Samuel K. Kittah  
Hon. Ebenezer Adams  
Hon. Francis Aidoo  
Hon. Elizabeth Ahiadomey  
Hon. Dinah Tamakloe  
Hon. Nana Dankwah 111  
Hon. Joshua Mbreye  
Hon. Alfred Acquah  
Hon. Saddam Hussain  
DFO. Paul Zikpui  
DDH. Daniel Adipare  
DDA. Hashnau Hashim  
DDE. Francisca De-Graft Johnson  
PPD. Desmond A. Tutu  
DIA. Mawusi Ama Aboagyewaa  
HoW Rev. Dr. Isaac Nyarko  
DBA, Daniel Oscar Kyeremateng  
DPO. Samuel Aikins  
NADMO. Robert Hackman

## **MANAGEMENT**

Hon. Solomon Darko Quarm, District Chief Executive  
Mr. Samuel K. Kittah, District Coordinating Director  
Mr. Paul Zikpui, District Finance Officer  
Mr. Daniel Oscar Kyerematengi, District Budget Officer  
Mr. Adjetey Raymond Adjei, Human Resource Manager  
Ms. Paul Mensah, Procurement Officer  
Dr. Isaac Nyarko, Head of Works  
Ms. Mawusi Ama Aboagyewaa, Internal Auditor  
Mr. Desmond A. Tutu, Physical Planning Officer  
Mr. Samuel Aikins, District Planning Officer

Miss. Abigail Asamoah, Management Information Systems  
 Ms. Frederick Mensah Brown, Transport Officer  
 Ms. Dara Owusuua Assuming, Statistian  
 Mr. Alvin Mensah Robertson, District Environmental Health Officer  
 Mrs. Hasnau Hashim, District Director of Agriculture  
 Ms. Helena Tandoh, Head of Records Management Unit  
 Ms. Mansura Sarpomaa, Social welfare Officer

#### **BRIEF PROFILE OF GOMOA EAST DISTRICT ASSEMBLY**

The Gomoa East District is one of the Twenty-Two (22) Administrative Districts in the Central Region. It was established by Legislative Instrument (L.I. 2340, 2017) and Inaugurated on 15<sup>th</sup> March, 2018 with Gomoa Patsin as its District Capital.

The Gomoa East District is located along the Atlantic Coastline in the south-eastern part of the Central Region of Ghana. The District is bounded bpy a number of districts, to the North-East by Agona East, South-West by Gomoa Central, to the East by Awutu Senya, Awutu Senya East and Ga South in the Greater Accra Region and to the South-West by Effutu. The Trans ECOWAS highway divides the District and offers proximity to the two main parts in the country.

It occupies a total surface area of about 276.652 square kilometers or 0.12 percent of Ghana's land area. There is an access to land for development, whiles fishing and water transportation in the District potentially exists.

#### **AREA COUNCILS**

Gomoa East District Assembly has an oversight responsibility on the Three Area Councils as follows: Nyanyano, Ojobi and Dominase

#### **ADDRESS**

Gomoa East District Assembly  
 P.O. Box KU183, Kojo Beedu  
 Winneba  
 Central Region, Ghana.

#### **AUDITORS**

Audit Service

#### **BANKERS**

Bank of Ghana, Accra  
 Ghana Commercial Bank, Swedru and Winneba  
 National Investment Bank, Swedru



## STATEMENT OF MANAGEMENT RESPONSIBILITIES

The Financial Report of Gomoa East District Assembly (GEDA) provides the financial information on a transparent and accessible basis as well as an important element in the overall framework of accountability and financial integrity of GEDA.


The financial statements and associated disclosures have been drawn up in accordance with, the Public Financial Management Act, 2016 Act 921, the Public Financial Management Regulations, 2019 L.I. 2378, the Local Governance Act, 2016 Act 936, as amended by Act 940, the International Public Sector Accounting Standards (IPSAS) and the relevant resolutions adopted by GEDA. Contributions from governments and other sources have been used solely for the purposes for which these were specifically designated. All transactions have been properly documented.

The system of internal control relating to financial reporting is designed to provide reasonable assurance regarding the reliability of financial reporting and the preparation of financial statements for external purposes in accordance with the public financial management legal frameworks. This system includes relevant policies and procedures that: (i) pertain to the maintenance of records that, in reasonable detail, accurately and fairly reflect the transaction; (ii) provide reasonable assurance that transactions are recorded as necessary to permit preparation of the financial statements and that receipts and expenditures are executed in accordance with authorizations of management in compliance with the public financial management legal frameworks; and (iii) provide reasonable assurance regarding the prevention or timely detection of unauthorised acquisition, use or disposition of GEDA's assets.

To the best of our knowledge, the financial statements fairly present GEDA's financial position at 31 December 2024. During the external audit process, Management provided the Audit Service with all relevant information and access as agreed in the terms of the audit engagement.

  
DIST. CHIEF EXECUTIVE  
GOMOA EAST DISTRICT ASSEMBLY  
HON. MARGARET NINAKOM  
District Chief Executive

Mr. Samuel K. Kittah  
District Coordinating Director,  
GEDA

  
DISTRICT FINANCE OFFICER  
GOMOA EAST DISTRICT ASSEMBLY  
District Finance Officer  
GEDA



# GOMOA EAST DISTRICT ASSEMBLY

POTSIN

P. O. BOX KU 183, KOJOBEEDU, WINNEBA



REPUBLIC OF GHANA



CG-1849-9601

Date: 27-02-2025

Our Ref:

Your Ref:

In case of reply, the number and date of this letter should be quoted.

## MANAGEMENT REPRESENTATION LETTER

### TO: THE AUDITOR-GENERAL

This representation letter is provided in connection with your audit of the financial statements of Gomoa East District Assembly, Gomoa Potsin for the year ended 31 December 2024 for the purpose of expressing an opinion as to whether or not the financial statements present fairly, in all material respects, the financial position of Gomoa East District Assembly, Gomoa Potsin as at 31 December 2024 and the results of its operations and its cash flows for the year then ended in accordance with the International Public Sector Accounting Standards (IPSAS).

We acknowledge our responsibility for the accuracy of the accounting records and the fair presentation of the financial statements and we confirm, to the best of our knowledge and belief, the following representations given to you in connection with your duties as auditors of Gomoa East District Assembly, Gomoa Potsin for the year ended 31 December 2024.

### Accounting policies

The accounting policies used by the Gomoa East District Assembly, Gomoa Potsin are as stated in the financial statements and are consistent with those of the previous year.

0303 95 95 54 | 0303 96 48 89 | 0362 29 07 71 | 0303 96 49 22 | 0303 96 49 07

Email : gomoaeastdistrict.gov.gh@gmail.com

Website : www.geda.gov.gh



Scanned with  
CamScanner

#### Accounting records and transactions

1. We as management are responsible for the design and implementation of internal controls to prevent and detect error, misstatements and fraud.
2. We have made available to you all books of account and supporting documentation and all minutes of meetings and no such information has been withheld.
3. We have disclosed to you:
  - The results of the risk assessments that financial statements may be materially misstated as a result of fraud
  - Any knowledge of fraud or suspected fraud affecting the entity involving:
    - (i) Management;
    - (ii) Employees who have significant roles in internal control; or
    - (iii) Others where the fraud could have a material effect on the financial statements; and
  - Knowledge of any allegations of fraud, or suspected fraud, affecting the entity's financial statements communicated by employees, former employees, analysts, regulators or others.
4. To our knowledge the financial statements are free of material misstatements including omissions. There are no material transactions that have not been properly recorded in the accounting records underlying the financial statements.
5. We have no plans that may alter materially the carrying value or classification of assets and liabilities reflected in the financial statements.
6. Except as disclosed in the financial statements, the results of operations for the year were not materially affected by transactions of an extraordinary or abnormal nature or of a sort not usually undertaken by the Gomoa East District Assembly, Gomoa Patsin, or items relating to a prior year.

7. All transfer payments have been properly and completed accounted for and has been recorded in the proper period.
8. The Appropriation account reflects a complete record of all expenditure relating to the financial transactions of the budgetary vote under our control as well as all allocated funds (budgeted, adjustments and special authorisations by the minister).
9. The budget has been prepared in accordance with the relevant regulations and instructions and is in line with set criteria and objectives.
10. Personnel expenditure represents payments in respect of services which have been rendered to the Gomoa East District Assembly, Gomoa Potsin by employees on the payroll of the Gomoa East District Assembly, Gomoa Potsin.

#### **Assets**

1. We have no plans or intentions that will result in any excess or obsolete inventory.
2. The Gomoa East District Assembly, Gomoa Potsin has satisfactory title to all assets, and there are no liens or encumbrances on the Gomoa East District Assembly, Gomoa Potsin's assets in favour of third parties.
3. All assets were maintained and were stored in good condition during the financial year.
4. The current assets in the financial statements are expected, in our opinion, to produce at least the amounts at which they are stated. Adequate provision, in our opinion, has been made against all amounts owing to the Gomoa East District Assembly, Gomoa Potsin which are known and may be expected to become irrecoverable.

#### **Liabilities**

1. The Gomoa East District Assembly, Gomoa Potsin has complied with all aspects of contractual agreements that could have a material effect on the financial statements in the event of non-compliance. There has been no non-compliance with requirements



of regularity authorities that could have a material effect on the financial statements in the event of non-compliance.

2. We have recorded or disclosed, as appropriate, all liabilities, both actual and contingent, and have disclosed in Note 10, 11 to the financial statements all guarantees that we have given to third parties. We are not aware of any pending or threatened litigation, proceedings, hearings, claims or negotiations which may result in significant loss to the Gomoa East District Assembly, Gomoa Potsin.
3. There have been no events subsequent to period end that requires adjustment of or disclosure in the financial statements or notes thereto.
4. We are not aware of any capital expenditure projects entered into without a legal contract. There were no purchase commitments in excess of normal requirements or at prices in excess of prevailing market prices.


#### Other matters

1. There have been no irregularities involving management or employees that have a significant role in the accounting and internal control systems or that could have a material effect on the financial statements.
2. All known, actual or possible, non-compliance with laws and regulations, the effects of which should be considered when preparing financial statements, have been disclosed to the auditors.
3. All the recorded expenditure transactions have been appropriately authorised during the year under review, except as disclosed to the auditors.
4. According to our knowledge there has been no fraud or suspected fraud affecting the financial statements and the operations of the entity.
5. Except as disclosed in the financial statements, no transactions involving management and others requiring disclosure in the financial statements have been entered into. We confirm the completeness of the information provided regarding the identification of



related parties. The identity of, and balances and transactions with, related parties have been properly recorded and, when appropriate, adequately disclosed in the financial statements.

6. The required tender procedures have been followed and no commissions have been received by any employee of the Gomoa East District Assembly, Gomoa Potosin.



Signature of Accounting Officer

Accounting Officer  
Gomoa East District Assembly  
Gomoa Potosin

**GOMOA EAST DISTRICT ASSEMBLY STATEMENT OF FINANCIAL POSITION AS AT 31ST  
DECEMBER, 2024**

	NOTES	CURRENT 2024 GH¢	PREVIOUS 2023 GH¢
<b><u>ASSETS</u></b>			
<b>CURRENT ASSETS</b>			
Cash and Cash Equivalents	2	1,815,712.00	627,935.00
Short Term Receivables	3	550,000.00	215,253.00
Prepayment	4	-	-
Inventory	51	-	-
Non-financial Assets Held for sale	5	-	-
Biological Assets	52a	-	-
<b>TOTAL CURRENT ASSET</b>		<b>2,365,712.00</b>	<b>843,188.00</b>
<b>NON CURRENT ASSET</b>			
Long Term Receivables	6	-	-
Investment	7	-	-
Investment Property	8	-	-
Biological Assets	52b	-	-
Service Concession Arrangement	53	-	-
Property Plant and Equipment	54	15,979,988.00	10,304,259.00
Work In-Progress	9	2,652,865.00	2,553,260.00
Intangible Asset	55	-	-
<b>TOTAL NON-CURRENT ASSET</b>		<b>18,632,853.00</b>	<b>12,857,519.00</b>
<b>TOTAL ASSET</b>		<b>20,998,565.00</b>	<b>13,700,707.00</b>
<b><u>LIABILITIES</u></b>			
<b>CURRENT LIABILITIES</b>			
Trade Payables	10	418,649.00	67,300.00
Other Payable	11	-	-
Trust Monies	12a	-	-
Derivatives	13a	-	-
Post-Employment Benefits Obligation	14a	-	-
Short Term Loans and Financing	15a	-	-
Provisions	16a	-	-
Social Trust	17a	-	-
<b>TOTAL CURRENT LIABILITY</b>		<b>418,649.00</b>	<b>67,300.00</b>
<b>NON-CURRENT LIABILITY</b>			
Trust Monies	12b	-	-
Derivatives	13b	-	-
Post-Employment Benefits Obligation	14b	-	-
Long Term Loans and Financing	15b	-	-
Provisions	16b	-	-
Social Trust	17b	-	-
<b>TOTAL NON CURRENT LIABILITY</b>		<b>-</b>	<b>-</b>

TOTAL LIABILITY	418,649.00	67,300.00
NET ASSET / LIABILITY	20,579,915.00	13,633,407.00
<b>FINANCED BY</b>		
Capital Reserves		
Revaluation Reserves	-	-
Foreign Currency Translation Reserves	-	-
Other Reserves	-	5,277,105.00
Accumulated Surplus	20,579,915.00	8,356,302.00
<b>TOTAL FINANCED BY</b>	<b>20,579,915.00</b>	<b>13,633,407.00</b>

**GOMOA EAST DISTRICT ASSEMBLY STATEMENT OF FINANCIAL PERFORMANCE BY NATURE FOR THE  
YEAR ENDED 31ST DECEMBER, 2024**

	NOTES	CURRENT 2024 GH¢	PREVIOUS 2023 GH¢
<b><u>REVENUE</u></b>			
NON-TAX REVENUE	18	5,553,715.00	3,699,968.00
GRANTS	19	12,202,905.00	8,378,623.00
FINANCE INCOME	20	-	-
<b>TOTAL REVENUE</b>		<b>17,756,620.00</b>	<b>12,078,590.00</b>
<b><u>EXPENDITURE</u></b>			
COMPENSATION OF EMPLOYEES	21	9,162,411.00	6,959,987.00
USE OF GOODS AND SERVICES	22	4,618,376.00	3,644,887.00
FINANCE COST	23	-	-
GOVERNMENT SUBSIDIES	24	-	-
SOCIAL BENEFIT	25	191,783.00	269,637.00
SPECIALISED EXPENSES	26	1,736,597.00	1,002,097.00
EXCHANGE DIFFERENCE	27	-	-
GRANT	28	-	-
CONSUMPTION OF FIXED ASSET	54/55	1,760,879.00	363,957.00
<b>TOTAL CAPITAL EXPENDITURE</b>		<b>17,470,046.00</b>	<b>12,240,564.00</b>
 SURPLUS/(DEFICIT) BEFORE EXCEPTIONAL EXPENSES		 286,574.00	 (161,974.00)
<b><u>EXCEPTIONAL ITEMS</u></b>			
Gain /(loss) on Financial Asset through fair value		-	-
<b>Gain /(Loss) on Disposal of Financial Assets</b>		-	-
<b>SURPLUS / (DEFICIT ) AFTER EXCEPTIONAL ITEMS</b>		<b>286,574.00</b>	<b>(161,974.00)</b>



## GOMOA EAST DISTRICT ASSEMBLY STATEMENT OF YEAR TO DATE FINANCIAL PERFORMANCE FOR THE YEAR ENDED 31ST DECEMBER, 2024

	NOTES	PREVIOUS PERIOD 2024 ACTUAL GH¢	CURRENT PERIOD 2024 ACTUAL GH¢	YTD ACTUAL 2024 GH¢
<b>REVENUE</b>				
NON-TAX REVENUE	18	-	5,553,715.00	5,553,715.00
GRANTS	19	-	12,202,905.00	12,202,905.00
FINANCE INCOME	20	-	-	-
<b>TOTAL REVENUE</b>			<b>17,756,620.00</b>	<b>17,756,620.00</b>
<b>EXPENDITURE</b>				
COMPENSATION OF EMPLOYEES	21	-	9,162,411.00	9,162,411.00
USE OF GOODS AND SERVICES	22	-	4,618,376.00	4,618,376.00
FINANCE COST	23	-	-	-
GOVERNMENT SUBSIDIES	24	-	-	-
SOCIAL BENEFIT	25	-	191,783.00	191,783.00
SPECIALISED EXPENSES	26	-	1,736,597.00	1,736,597.00
EXCHANGE DIFFERENCE	27	-	-	-
GRANT	28	-	-	-
CONSUMPTION OF FIXED ASSET	54/55	-	2,124,836.00	2,124,836.00
<b>TOTAL CAPITAL EXPENDITURE</b>			<b>17,834,003.00</b>	<b>17,834,003.00</b>
SURPLUS/(DEFICIT) BEFORE EXCEPTIONAL EXPENSES			(77,383.00)	(77,383.00)
<b>EXCEPTIONAL ITEMS</b>				
Gain /(loss) on Financial Asset through fair value			-	-
<b>Gain /(Loss) on Disposal of Financial Assets</b>			-	-
<b>SURPLUS / (DEFICIT ) AFTER EXCEPTIONAL ITEMS</b>			<b>(77,383.00)</b>	<b>(77,383.00)</b>

**GOMOA EAST DISTRICT ASSEMBLY STATEMENT OF CASH FLOW FOR THE YEAR ENDED 31ST  
DECEMBER, 2024**

	CURRENT 2024 GH¢	PREVIOUS 2023 GH¢
<b><u>CASH FLOW FROM OPERATING ACTIVITIES</u></b>		
Surplus /(Deficit) formthe year	286,574.00	(161,974.00)
Add non-cash items :		
Gain/Losses on Revaluation	-	-
Impairment Loss	-	-
Depreciation	1,760,879.00	363,957.00
Profit / Loss from disposal	-	-
Increase / (Decrease) in provisions	-	-
Non-Cash Fair Value Adjustment	-	-
Other non-cash transactions	-	-
Suspense	-	(19,612.00)
<b>Adjusted Surplus / Deficit</b>	<b>2,047,453.00</b>	<b>182,371.00</b>
Movement in Working Capital		
Increase/ (Decrease) in Inventory	-	-
Increase/ (Decrease) in Receivables	6,325,087.00	35,282.00
Increase / (Decrease) in Payables	351,349.00	67,300.00
Increase / (Decrease) in Other Payables	-	-
Increase / (Decrease in Prepayment	-	-
Increase / (Decrease in Non-Financial Assets Held for Sale	-	-
Increase / (Decrease) in Current Biological Assets	-	-
Transfer of Unretained IGF	-	-
Increase in Social Benefit Liabilities	-	-
Interest Paid	-	-
<b>Net Cash Flow From Operating Activities</b>	<b>6,676,436.00</b>	<b>284,953.00</b>
Cash Flows From Investing Activities		
Disposal of Non-Financial Asset	-	-
Increase / (Decrease) in Loans Receivables	-	-
Increase/ (Decrease) in Investment	-	-
Increase /Decrease in Advances	-	-
Acquisition of Non-Financial Asset	(7,536,113.00)	(1,275,239.00)
Increase / (Decease) in Derivatives	-	-
Increase / (Decrease) in Trust	-	-
Dividend Received	-	-
<b>Net Cash Flow From Investing Activities</b>	<b>(7,536,113.00)</b>	<b>(1,275,239.00)</b>
<b>CASH FLOW FROM FINANCING ACTIVITIES</b>		
Increase / (Decrease) in Domestic Borrowing	-	-
Increase / (Decrease) in External Borrowing	-	-
Dividend Paid	-	-
<b>Net Cash Flow From Financial Activities</b>	<b>-</b>	<b>-</b>

<b>Net Chanages in Cash Flow</b>	1,187,777.00	(990,286.00)
CASH AND CASH EQUIVALENT AT BEGINNING	627,935.00	1,618,221.00
CASH AND CASH EQUIVALENT AT CLOSE	1,815,712.00	627,935.00

**GOMOA EAST DISTRICT ASSEMBLY STATEMENT OF RECEIPTS AND PAYMENT FOR  
THE YEAR ENDED 31ST DECEMBER, 2024**

	NOTES	CURRENT 2024 GH¢	PREVIOUS 2023 GH¢
<b><u>RECEIPT</u></b>			
NON-TAX REVENUE	28	5,553,715.00	3,735,250.00
GRANTS	30	4,815,220.00	8,378,623.00
FINANCE INCOME	31	-	-
LOANS RECEIVED	32	-	-
DISPOSAL OF NON-FINANCIAL ASSET	33	-	-
SALE/RECOVERY OF FINANCIAL ASSET	34	-	-
TRUST MONIES	35	-	-
PRIOR-PERIOD RECEIVABLE RECEIPTS	36	6,325,087.00	-
<b>TOTAL RECEIPT</b>		<b>16,694,023.00</b>	<b>12,113,873.00</b>
<b><u>PAYMENT</u></b>			
COMPENSATION	37	1,774,726.00	6,959,987.00
USE OF GOODS AND SERVICES	38	4,267,027.00	3,597,199.00
NON-FINANCIAL ASSETS	39	7,536,113.00	1,275,239.00
FINANCE COST	40	-	-
GOVERNMENT SUBSIDIES	41	-	-
SOCIAL BENEFIT	42	191,783.00	269,637.00
SPECIALISED EXPENSES	43	1,736,597.00	1,002,097.00
TRUST MONIES	44	-	-
LOAN REPAYMENT	45	-	-
FINANCIAL ASSETS	46	-	-
PREPAYMENT FOR CURRENT PERIOD	47	-	-
PRIOR-PERIOD LIABILITY PAYMENT	48	-	-
GRANTS	49	-	-
TRANSFER OF UNRETAINED IGF	50	-	-
<b>TOATL PAYMENT</b>		<b>15,506,246.00</b>	<b>13,104,159.00</b>
<b>NET CHANGES IN STOCK OF CASH</b>		<b>1,187,777.00</b>	<b>(990,286.00)</b>
<b>CASH AND CASH EQUIVALENT AT BEGINNING</b>		<b>627,935.00</b>	<b>1,618,221.00</b>
<b>CASH/BANK BALANCE AT END</b>		<b>1,815,712.00</b>	<b>627,935.00</b>



# GOMOA EAST DISTRICT ASSEMBLY STATEMENT OF YEAR TO DATE RECEIPT AND PAYMENT FOR THE YEAR ENDED 31ST DECEMBER, 2024

	NOTES	PREVIOUS QTRS 2024 ACTUAL GH¢	CURRENT QTR 2024 ACTUAL GH¢	YTD ACTUAL 2024 GH¢
<b><u>RECEIPT</u></b>				
NON-TAX REVENUE	28	-	5,553,715.00	5,553,715.00
GRANTS	30	-	4,815,220.00	4,815,220.00
FINANCE INCOME	31	-		
LOANS RECEIVED	32		-	-
DISPOSAL OF NON-FINANCIAL ASSET	33		-	-
SALE/RECOVERY OF FINANCIAL ASSET	34	-	-	-
TRUST MONIES	35	-	-	-
PRIOR-PERIOD RECEIVABLE RECEIPTS	36	-	6,325,087.00	6,325,087.00
<b>TOTAL RECEIPT</b>		-	16,694,023.00	16,694,023.00
<b><u>PAYMENT</u></b>				
COMPENSATION	37	-	1,774,726.00	1,774,726.00
USE OF GOODS AND SERVICES	38	-	4,267,027.00	4,267,027.00
NON-FINANCIAL ASSETS	39	-	7,536,113.00	7,536,113.00
FINANCE COST	40	-	-	-
GOVERNMENT SUBSIDIES	41		-	-
SOCIAL BENEFIT	42		191,783.00	191,783.00
SPECIALISED EXPENSES	43		1,736,597.00	1,736,597.00
TRUST MONIES	44		-	-
LOAN REPAYMENT	45		-	-
FINANCIAL ASSETS	46		-	-
PREPAYMENT FOR CURRENT PERIOD	47		-	-
PRIOR-PERIOD LIABILITY PAYMENT	48		-	-
GRANTS	49		-	-
TRANSFER OF UNRETAINED IGF	50		-	-
TOATL PAYMENT			15,506,246.00	15,506,246.00
NET CHANGES IN STOCK OF CASH			1,187,777.00	1,187,777.00
CASH AND CASH EQUIVALENT AT BEGINNING		627,935.00	-	627,935.00
CASH/BANK BALANCE AT END		627,935.00	1,187,777.00	1,815,712.00

**GOMOA EAST DISTRICT ASSEMBLY STATEMENT OF CHANGES IN NET ASSETS  
FOR THE YEAR ENDED 31ST DECEMBER, 2024**

	CURRENT 2024 GH¢	PREVIOUS 2023 GH¢
NET WORTH		
<b>Opening Bal</b>		
Capital Reserves	-	-
Revaluation Reserves	-	-
Foreign Exchnage Transaction Reserves	-	-
Other Reserves		5,296,717.00
Accumulated Surplus	13,633,407.00	8,518,276.00
Toatl Opening Balance	13,633,407.00	13,814,993.00
Adjustment	-	-
Changes in Acct Policy and Error	-	-
<b>Toatal Adjustment</b>	-	-
Restated Opening Balance (Accumulated Surpl	13,633,407.00	13,814,993.00
Changes (Movement)		
Capital Reserves	6,659,934.00	-
Revaluation Reserves	-	-
Foreign Exchnage Transaction Reserves	-	-
Other Reserves	-	(19,612.00)
Surplus for the year	286,574.00	(161,974.00)
Total	6,946,508.00	13,633,407.00
Closing Bal		
Capital Reserves	-	-
<b>Revaluation Reserves</b>	-	-
<b>Foreign Currency Translation Reserves</b>	-	-
Other Reserves	-	5,277,105.00
Accumulated Surplus	20,579,915.00	8,356,302.00
<b>Total</b>	<b>20,579,915.00</b>	<b>13,633,407.00</b>

**GOMOA EAST DISTRICT ASSEMBLY STATEMENT OF COMPARISON OF BUDGET AND ACTUAL AMOUNT  
FOR THE YEAR ENDED 31ST DECEMBER, 2024**

	2024	2024	2024	2024	2024
	ORIGINAL	SUPPLEMENTARY	FINAL BUDGET	ACTUAL	VARIANCE
	BUDGET	BUDGET	BUDGET		
	GH¢	GH¢	GH¢	GH¢	GH¢
<b>NON-TAX</b>					
Sale of goods and services	3,056,500.00	1,163,500.00	4,220,000.00	4,575,706.00	355,706.00
Dividend	-	-	-	-	-
Property	40,000.00	(20,000.00)	20,000.00	212,375.00	192,375.00
Rates	350,500.00	559,500.00	910,000.00	671,299.00	(238,701.00)
Fines, penalties	153,000.00	(23,000.00)	130,000.00	94,335.00	(35,665.00)
Miscellaneous	-	-	-	-	-
<b>Total</b>	<b>3,600,000.00</b>	<b>1,680,000.00</b>	<b>5,280,000.00</b>	<b>5,553,715.00</b>	<b>273,715.00</b>
<b>GRANT</b>					
Grant is Cash	14,302,780.00	-	14,302,780.00	12,202,905.00	(2,099,876.00)
Grant in Kind	-	-	-	-	-
<b>Total</b>	<b>14,302,780.00</b>	<b>-</b>	<b>14,302,780.00</b>	<b>12,202,905.00</b>	<b>(2,099,876.00)</b>
<b>COMPENSATION OF EMPLOYEES</b>					
Established Positions	10,067,355.00	2,915,240.00	12,982,595.00	7,387,685.00	5,594,910.00
Non Established Positions	1,080,000.00	300,000.00	1,380,000.00	1,136,592.00	243,408.00
Allowances	660,000.00	270,000.00	930,000.00	555,402.00	374,598.00
13% Employer SSF Contribution	54,000.00	60,000.00	114,000.00	24,532.00	89,468.00
Gratuity	-	-	-	-	-
Pension	-	-	-	-	-
End of Service Benefit	108,000.00	-	108,000.00	58,200.00	49,800.00
<b>Total</b>	<b>11,969,355.00</b>	<b>3,545,240.00</b>	<b>15,514,595.00</b>	<b>9,162,411.00</b>	<b>6,352,184.00</b>
<b>GOODS AND SERVICES</b>					
Material and Office	1,401,175.00	1,340,192.00	2,741,367.00	1,082,148.00	1,659,218.00
Utilities	280,000.00	250,000.00	530,000.00	112,384.00	417,616.00
General Cleaning	538,992.00	-	538,992.00	49,500.00	489,492.00
Rental and Leases	1,347,865.00	-	1,347,865.00	447,030.00	900,835.00
Travel and Transport	2,472,538.00	2,800,000.00	5,272,538.00	947,817.00	4,324,721.00
Repairs and Maintenance	80,000.00	600,000.00	680,000.00	206,535.00	473,465.00
Training, Seminar and	2,556,826.00	1,835,000.00	4,391,825.00	1,604,792.00	2,787,032.00
Consultary Expense	-	-	-	-	-
Special Services	700,000.00	250,000.00	950,000.00	118,373.00	831,628.00
Charges and Fees	10,000.00	5,000.00	15,000.00	4,772.00	10,228.00
Emergency Service	-	-	-	-	-
Insurance Premium	145,173.00	60,000.00	205,174.00	45,025.00	160,150.00
<b>Total</b>	<b>9,532,569.00</b>	<b>7,140,192.00</b>	<b>16,672,761.00</b>	<b>4,618,376.00</b>	<b>12,054,385.00</b>
<b>FINANCE COST</b>					
Non Residents	-	-	-	-	-
Residents	-	-	-	-	-
<b>Total</b>	<b>-</b>	<b>-</b>	<b>-</b>	<b>-</b>	<b>-</b>

# GOVERNMENT SUBSIDIES

Petroleum	-	-	-	-	-
Utilities	-	-	-	-	-
School Subsidy	-	-	-	-	-
Fertilizer Subsidy	-	-	-	-	-
Total	-	-	-	-	-

# SOCIAL BENEFITS

Employer social ber	-	-	-	191,783.00	(191,783.00)
Social Security bene	170,000.00	1,050,000.00	1,220,000.00	-	1,220,000.00
Social assistance be	-	-	-	-	-
Total	170,000.00	1,050,000.00	1,220,000.00	191,783.00	1,028,217.00

# SPECIALISED EXPENSES

Insurance and Com	-	-	-	-	-
Professional Fees	-	-	-	-	-
Court Expenses	-	-	-	-	-
Awards & Rewards	-	-	-	-	-
Donations	-	-	-	-	-
Contribution	-	-	-	-	-
Scholarship & Bursæ	326,410.00	50,000.00	376,410.00	1,726,757.00	(1,350,347.00)
Special Operations	-	-	-	-	-
Refuse Lifting	-	-	-	-	-
Civic Numbering/St	-	-	-	-	-
Grants to Employee	-	-	-	-	-
Council Tax/Tax Ref	-	-	-	-	-
Accreditation	-	-	-	-	-
Rent	60,000.00	-	60,000.00		60,000.00
Dividend	-	-	-	9,840.00	(9,840.00)
Total	386,410.00	50,000.00	436,410.00	1,736,597.00	(1,300,187.00)

# CAPITAL

# EXPENDITURE FIXED

Asset	4,163,643.00	630,000.00	4,793,643.00	7,436,509.00	(2,642,866.00)
Work in Progress	2,752,132.00	2,800,000.00	5,552,132.00	99,604.00	5,452,528.00
Intangible Assets	-	-	-	-	-
Total Payment	6,915,775.00	3,430,000.00	10,345,775.00	7,536,113.00	2,809,662.00

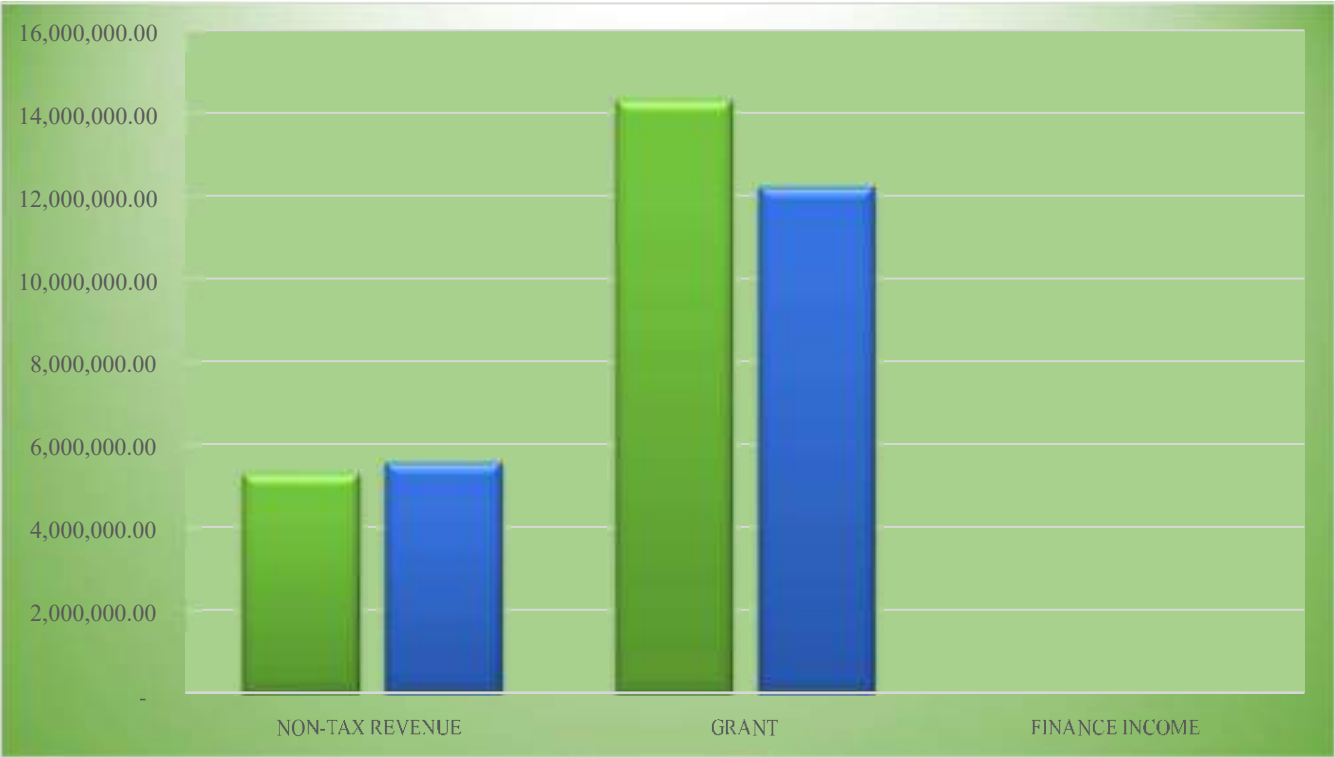


**GOMOA EAST DISTRICT ASSEMBLY STATEMENT OF FINANCIAL PERFORMANCE BY  
CLASSIFICATION OF FUNCTION OF GOVERNMENT FOR THE YEAR ENDED 31ST DECEMBER,  
2024**

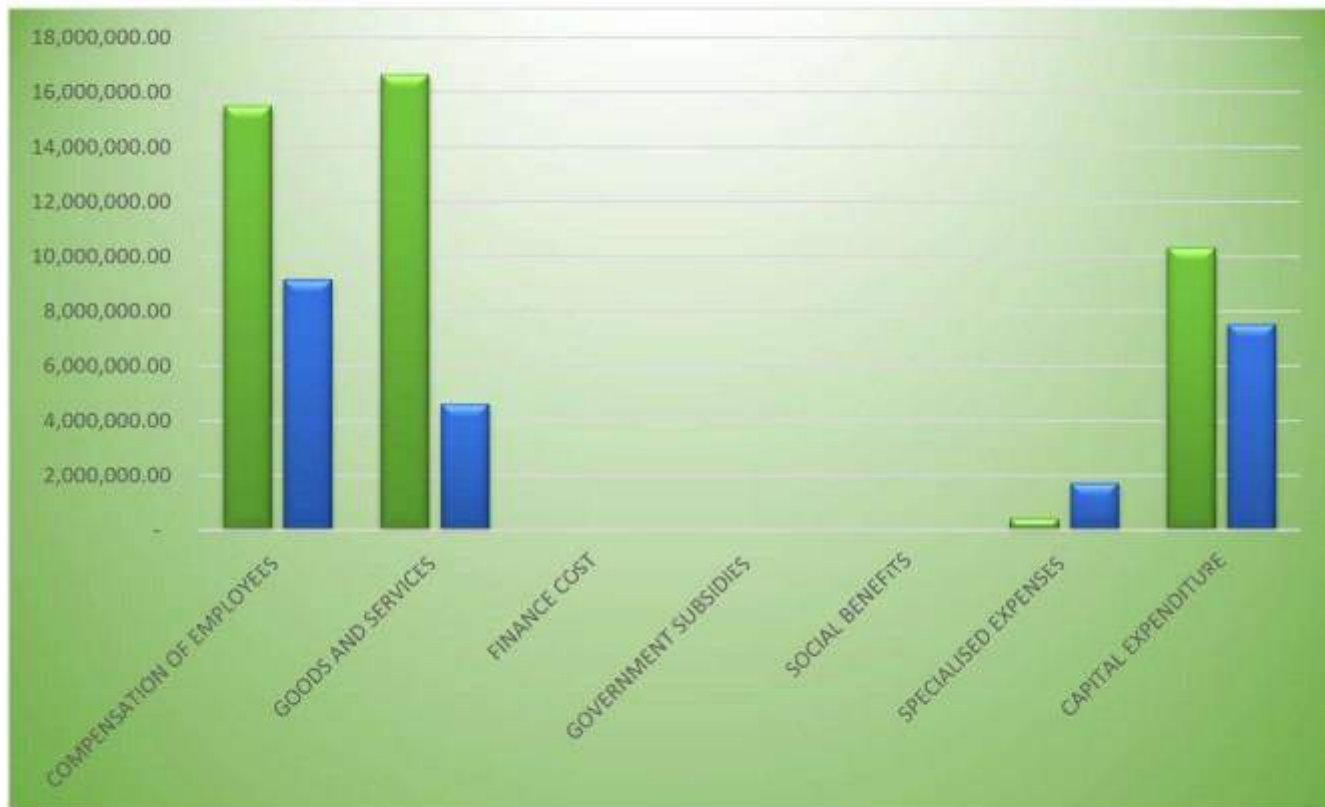
	NOTES	CURRENT 2024 GH¢	PREVIOUS 2023 GH¢
<b><u>REVENUE</u></b>			
NON-TAX REVENUE	18	5,553,715.00	3,699,968.00
GRANTS	19	12,202,905.00	8,378,623.00
FINANCE INCOME	20	-	-
<b>TOTAL</b>		<b>17,756,620.00</b>	<b>12,078,590.00</b>
<b><u>EXPENDITURE</u></b>			
GENERAL PUBLIC		14,315,048.00	-
SERVICES DEFENCE		-	11,168,219.00
PUBLIC ORDER AND SAFETY		-	-
ECONOMIC AFFAIRS		57,686.00	486,576.00
ENVIRONMENTAL PROTECTION		-	-
HOUSING AND COMMUNITY		658,074.00	176,575.00
AMENITIES HEALTH		314,082.00	9,371.00
RECREATION, CULTURE		-	-
RELIGION EDUCATION		222,076.00	35,867.00
<b>SOCIAL PROTECTION</b>		142,201.00	-
DEPRECIATION EXPENDITURE		1,760,879.00	363,957.00
<b>TOTAL</b>		<b>17,470,046.00</b>	<b>12,240,565.00</b>
<b>SURPLUS / (DEFICIT ) BEFORE EXCEPTIONAL ITEMS</b>		<b>286,574.00</b>	<b>(161,975.00)</b>
EXCEPTIONAL ITEMS			
<b>Gain/(Loss) On Financial Aset Through Fair Value</b>		-	-
<b>Gain /(loss) on Disposal of Financial Assets</b>		-	-
<b>SURPLUS /(DEFICIT) AFTER EXCEPTIONAL ITEMS</b>		<b>286,574.00</b>	<b>(161,975.00)</b>

A CHART SHOWING REVENUE AND  
EXPENDITURE AGAINST BUDGET  
FOR THE YEAR ENDED 31ST  
DECEMBER,2024

REVENUE AGAINST BUDGET



## EXPENDITURE AGAINST BUDGET



## GOMOA EAST DISTRICT ASSEMBLY NOTES TO THE ACCOUNTS

SCHEDULES		CURRENT	PREVIOUS
		2024	2023
		GH¢	GH¢
2	Cash and Cash Equivalents		
	<u>Cash Balance</u>		
	Gomoa East Dist. Sub CF	1,490,779.46	363,005.44
	Gomoa East District Assembly IGF	209,526.09	31,044.39
	Gomoa East District Assembly- DACF	27,110.10	156,643.43
	Gomoa East District Assembly- MPCF	(1,324.72)	9,857.87
	Gomoa East District Assembly- PWD/HIV AIDS A/C	89,621.51	67,384.18
		0	0
		0	0
		0	0
		0	0
	<b>Total Cash Balance</b>	<b>1,815,712.44</b>	<b>627,935.31</b>
	Short Term Investments		
	Domestic	0	0
	External	0	0
	<b>Total Short Term Investments</b>	<b>0</b>	<b>0</b>
	<b>Total Cash and Cash Equivalent Balance</b>	<b>0</b>	<b>0</b>



## NOTES TO THE ACCOUNTS

SCHEDULES		CURRENT 2024 GH¢	PREVIOUS 2023 GH¢
3	Current Receivables		
	Staff Advance		
	Short Term Vehicle Advances	0	0
	Short Term Special Advances	0	0
	Short Term Salary Advances	0	0
	Short Term Housing Advance	0	0
	<b>Total Staff Advance</b>	<b>0</b>	<b>0</b>
	Accrued Income		
	Exchange Transaction	550,000	215,253
	Non-Exchange Transactions	0	0
	Other Income	0	0
	<b>Total Current Receivables</b>	<b>550,000</b>	<b>215,253</b>
	<b>Total</b>	<b>550,000</b>	<b>215,253</b>
	Prepayments		
4	Prepaid Expenses	0	0
	Mobilization Advance	0	0
5	<b>Total</b>	<b>0</b>	<b>0</b>

	Non-financial Assets Held for Sale		
	Land	0	0

## NOTES TO THE ACCOUNTS

SCHEDULES		CURRENT 2024 GH¢	PREVIOUS 2023 GH¢
	Building and Structures	0	0
	Office Equipment, Furniture and Fittings	0	0
	ICT Equipment	0	0
	Other Machinery and Equipment	0	0
	Oil Rigs	0	0
	Military Asset, Weapons Systems	0	0
	Library Books	0	0
	Heritage and Cultural Asset	0	0
	Infrastructure Assets	0	0
	Transport Equipment	0	0
	Biological Assets (Non-Agricultural Activities)	0	0
	<b>Total</b>	<b>0</b>	<b>0</b>
	Non Current Receivables		
	Staff Advance		
6	Long Term Vehicle Advances	0	0
	Long Term Special Advances	0	0

	Long Term Salary Advances	0	0
	Long Term Housing Advance	0	0
	<b>Total</b>	<b>0</b>	<b>0</b>

## NOTES TO THE ACCOUNTS

SCHEDULES		CURRENT 2024 GH¢	PREVIOUS 2023 GH¢
7	Investment		
	Equity Investment	0	0
	Non-Equity Investment	0	0
	<b>Total</b>	<b>0</b>	<b>0</b>
	Add:		
	Gain	0	0
	Less Impairment (Loss)	0	0
	<b>Total</b>	<b>0</b>	<b>0</b>
8	Investment Property		
	Land	0	0
	Buildings	0	0
	<b>Total</b>	<b>0</b>	<b>0</b>
9	Work - In - Progress Buildings and structures	2,633,501	2,533,896

	Office Equipment, Furniture and Fittings	19,364	19,364
	Other Machinery and Equipment	0	0
	Oil Rigs	0	0
	Military Asset, Weapons Systems	0	0
	Heritage and Cultural Asset	0	0

## NOTES TO THE ACCOUNTS

SCHEDULES		CURRENT 2024 GH¢	PREVIOUS 2023 GH¢
10	Infrastructure Assets	0	0
	Intangible Fixed Assets	0	0
	<b>Total</b>	<b>2,652,865</b>	<b>2,553,260</b>
	Trade Payables		
	Goods and Services	418,649	67,300
	Capex	0	0
	Withholding	0	0
	<b>Total</b>	<b>418,649</b>	<b>67,300</b>
11	Other Payables		
	Compensation		
	Compensation Arrears	0	0
	SSNIT (Tier 1)	0	0
	Tier 2 Pension	0	0



	PAYE	0	0
	Payment of 3rd Party Deductions	0	0
	<b>Total Compensation</b>	<b>0</b>	<b>0</b>
	Unpaid Subsidies	0	0
	Unpaid Specialised Expenses	0	0

## NOTES TO THE ACCOUNTS

SCHEDULES CURRENT 2024		PREVIOUS
GH¢		2023
		GH¢
	Unpaid Finance Cost	0
	Deferred Income	0
	Service Concession Liability	0
	Unearned Revenue	0
	Judgement Debt	0
	<b>Total</b>	<b>0</b>
12	Short Term Trust Monies	
12a	Public Entities	0
	Private Entities and Individuals	0
12b	<b>Total</b>	<b>0</b>

	Long-Term Trust Monies		
	Public Entities	0	0
	Private Entities and Individuals	0	0
	Total	0	0
13	Derivatives (Current Liabilities)		
13a	Swaps	0	0

## NOTES TO THE ACCOUNTS

		SCHEDULES CURRENT 2024 GH¢	PREVIOUS 2023 GH¢
	Futures Contracts	0	0
	Forwards Contracts	0	0
	Options Contracts	0	0
	Total	0	0
13b	Derivatives (Non-Current Liabilities)		
	Swaps	0	0
	Futures Contracts	0	0
	Forwards Contracts	0	0
14	Options Contracts	0	0
14a	Total	0	0

14b	Short Term Post Employment Benefits Obligation		
	Gratuity	0	0
	Pensions	0	0
	End-of-Service Benefits	0	0
	<b>Total</b>	<b>0</b>	<b>0</b>
14b	Long-Term Post Employment Benefits Obligation		
	Gratuity	0	0

## NOTES TO THE ACCOUNTS

		SCHEDULES CURRENT 2024 GH¢	PREVIOUS 2023 GH¢
15	Pensions	0	0
	End-of-Service Benefits	0	0
	<b>Total</b>	<b>0</b>	<b>0</b>
	Short-Term Loans and Financing		
15a	Domestic Borrowing	0	0
	External Borrowing	0	0
	Overdraft		
15b	<b>Total</b>	<b>0</b>	<b>0</b>

	Long-Term Loans and Financing		
	Domestic Borrowing	0	0
	External Borrowing	0	0
	Total	0	0
16	Provisions (Current)		
16a	Loan Receivable	0	0
	Investment	0	0
	Total	0	0

## NOTES TO THE ACCOUNTS

SCHEDULES CURRENT 2024		PREVIOUS
GH¢		2023
		GH¢
16b	Provisions (Non-Current)	
	Loan Receivable	0
	Investment	0
	Total	0
17	Social Benefits (Current Liability)	
17a	Employer Social Benefits	0

17b	Social Security Benefits	0	0
	Social Assistance Benefits	0	0
	Total	0	0
	Social Benefits (Non-Current Liability)		
	Employer Social Benefits	0	0
	Social Security Benefits	0	0
	Social Assistance Benefits	0	0
	Total	0	0
	NON-TAX REVENUE		
	EXCHANGE TRANSACTION		

## NOTES TO THE ACCOUNTS

SCHEDULES		CURRENT 2024 GH¢	PREVIOUS 2023 GH¢
	Sales of goods and services	4,575,706	2,959,004
	Dividend Received	0	0
	Total	4,575,706	2,959,004
	NON-EXCHANGE TRANSACTION		
	Property income	212,375	149,006
	Rates	671,299	84,630
	Fines, penalties, and forfeiture	94,335	507,328



	Miscellaneous	0	0
	<b>Total</b>	<b>978,009</b>	<b>740,964</b>
	<b>Total Non-Tax Revenue</b>	<b>5,553,715</b>	<b>3,699,968</b>
19	GRANT (Non-Exchange)		
	Grant in Cash		
	Central Government - GOG Paid Salaries	7,387,685	8,134,376
	DACF - Assembly	2,107,384	1,454,406
	DACF - MP	649,214	379,758
	Ceded Revenue	242,919	174,839
	HIPC	0	0
	Sanitation Fund	0	0
	National Youth Employment	0	0

## NOTES TO THE ACCOUNTS

SCHEDULES		CURRENT	PREVIOUS
		2024	2023
		GH¢	GH¢
	Other Donors Support Transfers	10,000	174,674
	Goods and Services- Decentralised Department	0	69,573
	DDF-Capacity Building Grant	0	0
	District Development Facility	1,770,702	0
	UDG Transfer Capital Development Project	0	0

Sector Specific Asset Transfer Decentralised Departm	0	0
Ghana Education Trust Fund (GetFund)	0	0
Savanah Investment Program (SIP)	0	0
Modernized Agriculture in Ghana (MAG)	0	0
Multi Sectoral HIV/AIDS Project (M-SHAP)	0	0
Ghana Secondary City Support Program (GSOP)	0	0
Persons With Disability (PWD)	0	0
Other Central Government Transfers	0	14,961
Non-Governmental	35,000	0
<b>Sub-Total</b>	<b>12,202,905</b>	<b>8,378,623</b>
Grant in Kind		
GoG		
Subvention	0	0
Non-Governmental	0	0
<b>Sub-Total</b>	<b>0</b>	<b>0</b>

## NOTES TO THE ACCOUNTS

SCHEDULES		CURRENT	PREVIOUS
		2024	2023
		GH¢	GH¢
20	Total	12,202,905	8,359,011

21	FINANCE INCOME		
	Interest Income	0	0
	Income from other investing activities	0	0
	Total	0	0
	Summary Revenue		
	Exchange Transactions Non-Tax		2,959,004
	Finance Income	4,575,706	0
	Non-Exchange		
	Grants	12,202,905	8,359,011
	Non-Tax	978,009	740,964
	Total	17,756,620	12,058,979
	COMPENSATION OF EMPLOYEES		
	(EXPENDITURE) Established Position	7,387,685	4,489,097
	Non Established Post	1,136,592	494,021
	Allowances	555,402	1,950,685
	13% Employer SSF Contribution	24,532	26,184

## NOTES TO THE ACCOUNTS

SCHEDULES	CURRENT	PREVIOUS
	2024	2023
	GH¢	GH¢

22	Gratuity	0	0
	Pension	0	0
	End of Service Benefit (ESB)	58,200	0
	<b>Total Expenditure</b>	<b>9,162,411</b>	<b>6,959,987</b>
	GOODS AND SERVICES		
	(EXPENDITURE) Materials and Office		
	Consumables	1,082,148	624,885
	Utilities	112,384	46,725
	General Cleaning	49,500	2,210
	Rentals and leases	447,030	351,185
	Travel and Transport	947,817	739,059
	Repairs and Maintenance	206,535	0
	Training, Seminar and Conference	1,604,794	1,261,147
	Consultancy Expenses	0	0
	Special Services	118,373	615,446
23	Charges and Fees	4,772	4,230
	Emergency Services	0	0
	Insurance Premium	45,025	0
	<b>Total Expenditure</b>	<b>4,618,376</b>	<b>3,644,887</b>
	FINANCE COST (EXPENDITURE)		

## NOTES TO THE ACCOUNTS

SCHEDULES		CURRENT 2024 GH¢	PREVIOUS 2023 GH¢
24	Non Residents	0	0
	Residents	0	0
	Total Expenditure	0	0
	GOVERNMENT SUBSIDIES (EXPENDITURE) Petroleum	0	0
	Utility	0	0
	Schools Subsidy	0	0
	Fertilizer Subsidy	0	0
	Total Expenditure	0	0
	SOCIAL BENEFITS (EXPENDITURE)		
	Employer social benefits	191,783	269,637
25	Social security benefits	0	0
	Social assistance benefits	0	0
	Total Expenditure	191,783	269,637
26	SPECIALISED EXPENSES (EXPENDITURE)		
	Insurance and compensation	0	0
	Professional fees	0	0

## NOTES TO THE ACCOUNTS

SCHEDULES		CURRENT	PREVIOUS
		2024	2023
		GH¢	GH¢
	Customs Duties	0	0
	Court Expenses	0	12,000
	Awards & Rewards	0	0
	Donations	0	0
	Contributions	1,726,757	990,097
	Tuition Fees	0	0
	Special Operations	0	0
	Refuse Lifting Expenses	0	0
	Civic Numbering/Street Naming	0	0
	Scholarship & Bursaries	0	0
	Grants to Employees & Households	0	0
	Duty Refund	0	0
	Rent	9,840	0
	Dividend	0	0
	Impairment	0	0
	Provision	0	0
27	Total Expenditure	1,736,597	1,002,097



	Exchange Difference Multi-Lateral	0	0
--	-----------------------------------	---	---

## NOTES TO THE ACCOUNTS

	SCHEDULES	CURRENT 2024 GH¢	PREVIOUS 2023 GH¢
	Bilateral	0	0
	Commercial	0	0
	Total Expenditure	0	0
	GRANT (EXPENDITURE)		
28	Foreign Grants	0	0
	International Organisations	0	0
	General Government	0	0
	Total Payment	0	0
	NON-TAX REVENUE (RECEIPTS)		
	EXCHANGE TRANSACTION		
29	Sales of goods and services	4,575,706	2,959,004
	Dividend Received	0	0
	Total Receipt	4,575,706	2,959,004

NON-EXCHANGE TRANSACTION		
Property income	212,375	149,006
Fines, penalties, and forfeiture	94,335	84,630
Rates	671,299	507,328
Miscellaneous	0	0

## NOTES TO THE ACCOUNTS

SCHEDULES		CURRENT 2024 GH¢	PREVIOUS 2023 GH¢
30	Total Receipts	978,009	740,964
	Total Non Tax Receipt	5,553,715	3,735,250
	GRANT (NON EXCHANGE RECEIPTS)		
	Grant in Cash		
	Central Government - GOG Paid Salaries	0	0
	DACF - Assembly	2,107,384	1,454,406
	DACF - MP	649,214	379,758
	Ceded Revenue	242,919	174,839
	HIPC	0	0
	Sanitation Fund	0	0
	National Youth Employment	0	0
	Other Donors Support Transfers	10,000	174,674
	Goods and Services- Decentralised Department	0	69,573

DDF-Capacity Building Grant	0	0
District Development Facility	1,770,702	0
UDG Transfer Capital Development Project	0	0
Sector Specific Asset Transfer Decentralised Departm	0	0
Ghana Education Trust Fund (GetFund)	0	0
Savanah Investment Program (SIP)	0	0
Modernized Agriculture in Ghana (MAG)	0	0

## NOTES TO THE ACCOUNTS

SCHEDULES		CURRENT 2024 GH¢	PREVIOUS 2023 GH¢
31	Multi Sectoral HIV/AIDS Project (M-SHAP)	0	0
	Ghana Secondary City Support Program (GSOP)	0	0
	Persons With Disability (PWD)	0	0
	Other Central Government Transfers	0	14,961
	Non-Governmental	35,000	0
	<b>Total</b>	<b>4,815,220</b>	<b>2,268,210</b>
	<b>FINANCE INCOME</b>		
	Interest Income	0	0
	Income from other investing activities	0	0
	<b>Total</b>	<b>0</b>	<b>0</b>

Summary Receipts		
Exchange Transactions Non-Tax	4,575,706	2,959,004
Finance Income	0	0
<b>Total Exchange</b>	<b>4,575,706</b>	<b>2,959,004</b>
Non-Exchange		
Grants	4,815,220	8,378,623
Non-Tax	5,553,715	740,964
<b>Total Non Exchange</b>	<b>10,368,935</b>	<b>12,078,590</b>

## NOTES TO THE ACCOUNTS

SCHEDULES		CURRENT 2024 GH¢	PREVIOUS 2023 GH¢
	Total	14,944,642	12,078,590
32	LOANS RECEIVED		
	External Commercial Institution	0	0
	Domestic Commercial Institution	0	0
	<b>Total</b>	<b>0</b>	<b>0</b>
	DISPOSAL OF NON-FINANCIAL ASSETS Fixed asset	0	0
	<b>Total</b>	<b>0</b>	<b>0</b>

33			
	SALE/RECOVERY OF FINANCIAL ASSET		
34	Recovery of Loans	0	0
	Sale of Investment	0	0
	Recovery of Advances	0	0
	Total	0	0
	TRUST MONEY RECEIPTS		
35	Public Entities	0	0
	Private Entities and Individuals	0	0
	Total	0	0

## NOTES TO THE ACCOUNTS

	SCHEDULES	CURRENT 2024 GH¢	PREVIOUS 2023 GH¢
36	PRIOR PERIOD RECEIVABLE RECEIPTS		
	Exchange Transaction	6,325,087	
	Non-Exchange Transactions	0	0
	Other Income	0	0
37	Total	6,325,087	-

38	COMPENSATION OF EMPLOYEES (PAYMENTS)		
	Established Position	0	4,489,09
	Non Established Post	1,136,592	494,021
	Allowances	555,402	1,950,68
	13% Employer SSF Contribution	24,532	26,184
	Gratuity	0	0
	Pension	0	0
	End of Service Benefit (ESB)	58,200	0
	<b>Total Payments</b>	<b>1,774,726</b>	<b>6,959,987</b>
	GOODS AND SERVICES (PAYMENTS)		
38	Materials and Office Consumables	999,822	6624,88
	Utilities	103,834	46,725
	General Cleaning	45,734	2,210

## NOTES TO THE ACCOUNTS

SCHEDULES		CURRENT	PREVIOUS
		2024	2023
		GH¢	GH¢
	Rentals and leases	413,022	351,185
	Travel and Transport	875,710	739,059
	Repairs and Maintenance	190,822	0
	Training, Seminar and Conference	1,482,707	1,261,147
	Consultancy Expenses	0	0



39	Special Services	109,367	615,446
	Charges and Fees	4,409	4,230
	Emergency Services	0	0
	Insurance Premium	41,599	0
	<b>Total Payment</b>	<b>4,267,027</b>	<b>3,644,887</b>
	<b>PAYMENTS FOR NON-FINANCIAL</b>		
	ASSETS Fixed asset	7,436,509	872,836
	Work In Progress	99,604	402,403
	Intangible Asset	0	0
	<b>Total Payments</b>	<b>7,536,113</b>	<b>1,275,239</b>
40	<b>FINANCE COST</b>		
	(PAYMENTS) Non		
	Residents	0	0
	Residents	0	0
	<b>Total Payments</b>	<b>0</b>	<b>0</b>

## NOTES TO THE ACCOUNTS

SCHEDULES		CURRENT 2024 GH¢	PREVIOUS 2023 GH¢
41	GOVERNMENT SUBSIDIES (PAYMENTS)		
	Petroleum	0	0
	Utility	0	0

	Schools Subsidy	0	0
	Fertilizer Subsidy	0	0
	<b>Total Payments</b>	<b>0</b>	<b>0</b>
	<b>SOCIAL BENEFITS (PAYMENTS)</b>		
42	Employer social benefits	191,783	269,637
	Social security benefits	0	0
	Social assistance benefits	0	0
	<b>Total Payments</b>	<b>191,783</b>	<b>269,637</b>
	<b>SPECIALISED EXPENSES (PAYMENTS)</b>		
43	Insurance and compensation	0	0
	Professional fees	0	0
	Court Expenses	0	0
	Awards & Rewards	0	12,000
	Donations	0	0
	Contributions	0	0

## NOTES TO THE ACCOUNTS

	SCHEDULES	CURRENT 2024 GH¢	PREVIOUS 2023 GH¢
	Scholarship & Bursaries	1,726,757	990,097
	Special Operations	0	0
	Refuse Lifting Expenses	0	0

	Civic Numbering/Street Naming	0	0
	Grants to Employees/Households	0	0
	Council Tax/Tax Refund	0	0
	Accreditation	0	0
	Rent	0	0
	Dividend	9,840	0
	<b>Total Payments</b>	<b>1,736,597</b>	<b>1,002,097</b>
44	TRUST MONEY PAYMENTS		
	Public Entities	0	0
	Private Entities and Individuals	0	0
	<b>Total</b>	<b>0</b>	<b>0</b>
45	LOAN REPAYMENTS		
	External Commercial Institution	0	0
	Domestic Commercial Institution	0	0
	<b>Total Loan Repayment</b>	<b>0</b>	<b>0</b>

## NOTES TO THE ACCOUNTS

	SCHEDULES	CURRENT 2024 GH¢	PREVIOUS 2023 GH¢
46	ACQUISITION OF FINANCIAL ASSETS Issue of Loans	0	0

	Purchase of Investment	0	0
	Issue of Advances	0	0
	<b>Total</b>	<b>0</b>	<b>0</b>
47	PREPAYMENT FOR CURRENT PERIOD Prepaid Expenses	0	0
	Mobilization Advance	0	0
	<b>Total</b>	<b>0</b>	<b>0</b>
48	PRIOR-PERIOD LIABILITY PAYMENTS		
	Compensation	0	0
	Goods & Services	0	0
	CAPEX	0	0
	Withholding Tax	0	0
	Other Payables	0	0
	<b>Total</b>	<b>0</b>	<b>0</b>
49	GRANT PAYMENTS (PAYMENTS)		
	Foreign Grants	0	0

## NOTES TO THE ACCOUNTS

	SCHEDULES	CURRENT	PREVIOUS
		2024	2023
		GH¢	GH¢
	International Grants	0	0

50	General Government	0	0
	Total	0	0
	TRANSFER OF UNRETAINED IGF		
	Unretained IGF to Consolidated Fund	0	0
	Total	0	0

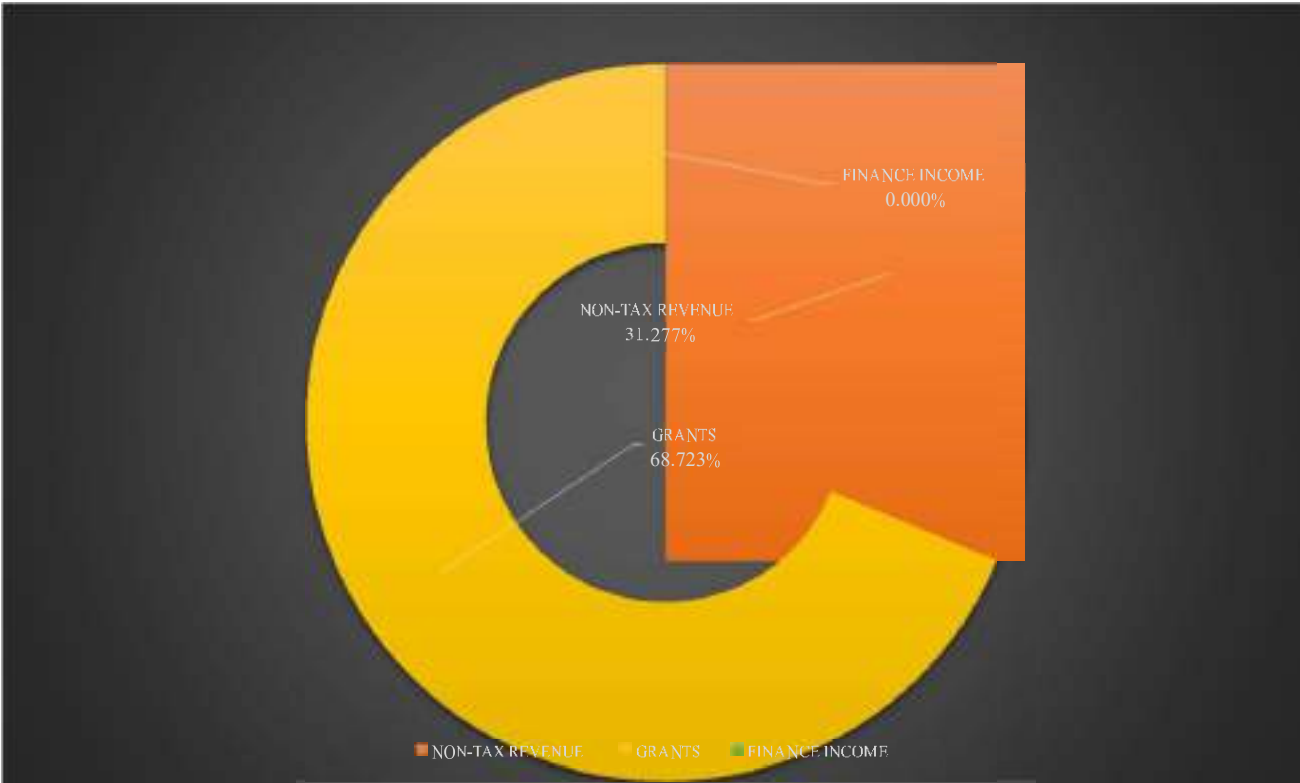
GOMOA EAST DISTRICT ASSEMBLY																
NOTES TO THE ACCOUNTS																
54																
	Additions	0	0	0	0	0	0	0	0	0	0	0				
	Disposal	0	0	0	0	0	0	0	0	0	0	0				
Closing Bal (Current Period)												0	0	0	0	
54	PROPERTY, PLANT AND EQUIPMENT	Land	Buildings and Structures	Office Equipment, Furniture and Fittings	ICT Equipment	Other Machinery and Equipment	Oil Rigs	Military Asset, Weapons Systems	Library Books	Heritage and Cultural Asset	Infrastructure Assets	Transport Equipment	Biological Assets (Non-Agricultural Activities)	TOTAL		
	Opening Bal.	5,777,400	3,136,188	519,135	101,907	86,096	0	0	0	0	138,333	909,157	0	10,668,216		
	Additions	156,402	349,289	221,103	0	0	0	0	0	0	0	6,709,714	0	7,436,509		
	Disposals/Transfers	0	0	0	0	0	0	0	0	0	0	0	0	0		
	Total	5,933,802	3,485,477	740,238	101,907	86,096	0	0	0	0	138,333	7,618,872	0	18,104,725		
	Accumulated Depreciation															
	Accu Dep B/F	0	59,876	99,063	20,449	0	0	0	0	0	0	182,538	0	0		
	Depreciation for the year	0	71,797	105,966	20,381	18,477	0	0	0	0	13,833	1,530,425	0	363,957		
	Depreciation for Disposed Asset	0	0	0	0	0	0	0	0	0	0	0	0	1,760,879		
	Impairment	0	0	0	0	0	0	0	0	0	0	0	0	0		
	Total	0	131,673	205,029	40,830	18,477	0	0	0	0	13,833	1,712,963	0	0		
	Net Book Value (Current Period)	5,933,802	3,353,804	535,209	61,077	67,619	0	0	0	0	124,499	5,905,909	0	2,124,836		
														15,979,889		
	Net Book Value (Previous Year)	5,777,400	3,136,188	519,135	101,907	86,096	0	0	0	0	138,333	909,157	0	10,668,216		
	IMPAIRMENT															
	Cash Generating Assets	0	0	0	0	0	0	0	0	0	0	0	0	0		
	Non-cash Generating Assets	0	0	0	0	0	0	0	0	0	0	0	0	0		
	Total	0	0	0	0	0	0	0	0	0	0	0	0	0		
55	INTANGIBLE ASSETS			2024				2023								
				INTERNALLY GENERATED ASSET	ACQUIRED INTANGIBLE ASSET	TOTAL		INTERNALLY GENERATED ASSET	ACQUIRED INTANGIBLE ASSET	TOTAL						
	Opening Bal.			0	0	0		0	0	0						
	Additions			0	0	0		0	0	0						



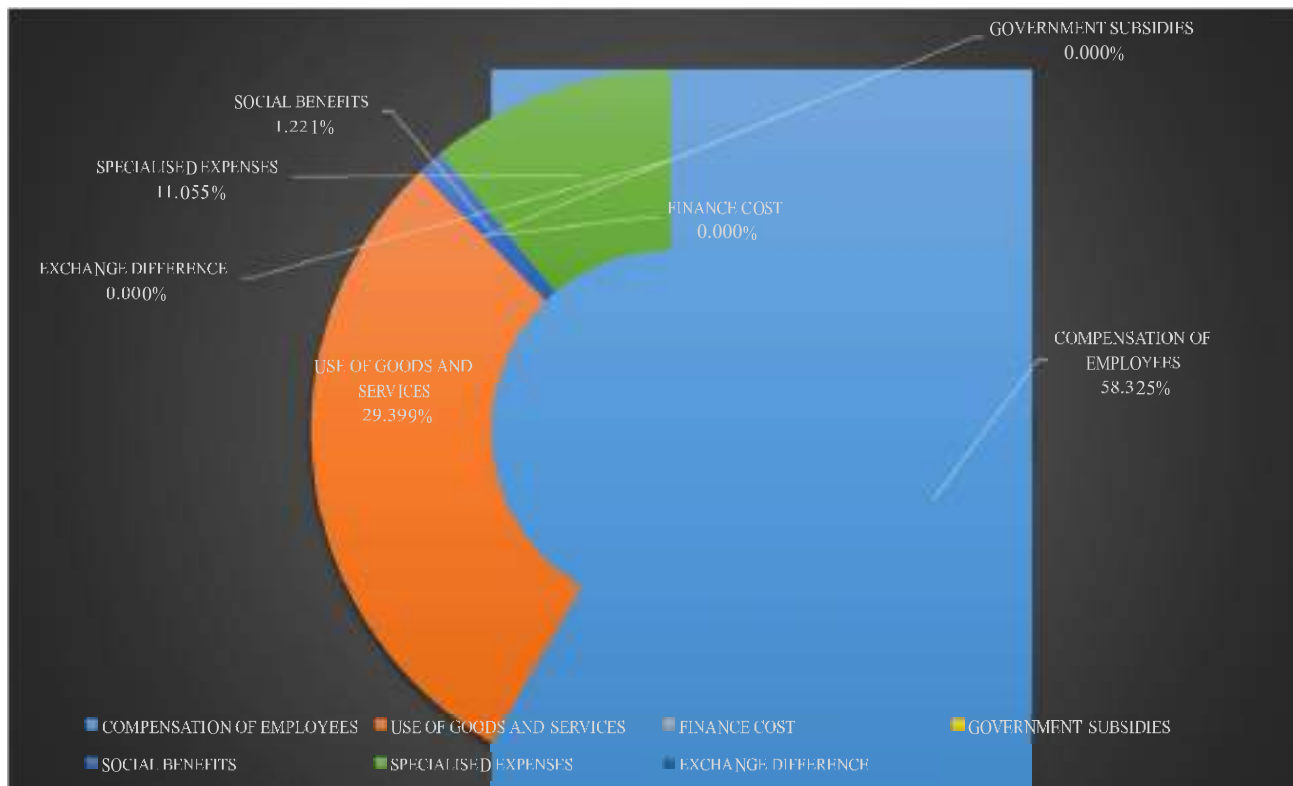
Less Disposals/Transfers	0	0	0	0	0	0	
Total	0	0	0	0	0	0	
Accumulated Amortization							
Amortization B/F	0	0	0	0	0	0	
Amortization for the Period	0	0	0	0	0	0	
Amortization for Disposed Asset	0	0	0	0	0	0	
Impairment	0	0	0	0	0	0	
Total	0	0	0	0	0	0	
Carrying amount as of XXXPeriod) (Current	0	0	0	0	0	0	

A CHART SHOWING THE REVENUE AND  
EXPENDITURE  
FOR THE YEAR ENDED 31ST  
DECEMBER,2024

REVENUE BY ITEM



EXPENDITURE BY ITEM



GOMOA EAST DISTRICT ASSEMBLY  
SCHEDULE OF GRANTS RECEIVED AGAINST  
APPROPRIATION FOR THE YEAR ENDED  
31ST DECEMBER,2024

NATURAL	ITEM	BUDGET	BUDGET	BUDGET	BUDGET	BUDGET	ACTUAL	ACTUAL	ACTUAL	BUDGET	BUDGET
CODE	DESCRIPTION	APPROPRIATION GH¢	SUPPLEMENTARY GH¢	FINAL GH¢	MONTHLY GH¢	YTD GH¢	PREVIOUS PERIODS GH¢	CURRENT PERIOD GH¢	YEAR TO DATE GH¢	VARIANCES GH¢	BALANCE GH¢
1331001	Central Government	7,948,918	0	7,948,918	662,410	7,948,918	0	7,387,685	7,387,685	-6,725,275	561,233
1331002	DACF - Assembly	3,741,026	0	3,741,026	311,752	3,741,026	0	2,107,384	2,107,384	-1,795,632	1,633,641
1331003	DACF - MP	500,000	0	500,000	41,667	500,000	0	649,214	649,214	-607,548	-149,214
1331004	Ceded Revenue	315,000	0	315,000	26,250	315,000	0	242,919	242,919	-216,669	72,081
1331005	HIPC	0	0	0	0	0	0	0	0	0	0
1331006	Sanitation Fund	0	0	0	0	0	0	0	0	0	0
1331007	National Youth Empl	0	0	0	0	0	0	0	0	0	0
1331008	Other Donors Suppor	10,000	0	10,000	833	10,000	0	10,000	10,000	-9,167	0
1331009	Goods and Services-	93,500	0	93,500	7,792	93,500	0	0	0	7,792	93,500
1331010	DDF-Capacity Buildin	0	0	0	0	0	0	0	0	0	0
1331011	District Developmen	1,659,337	0	1,659,337	138,278	1,659,337	0	1,770,702	1,770,702	-1,632,424	-111,365
1331012	UDG Transfer Capita	0	0	0	0	0	0	0	0	0	0
1331013	Sector Specific Asse	0	0	0	0	0	0	0	0	0	0
1311	Non Central Governm	35,000	0	35,000	2,917	35,000	0	35,000	35,000	-32,083	0
	TOTAL		0	14,302,780	1,191,898	14,302,780	0	12,202,905	12,202,905	-11,011,006	2,099,876

<p style="text-align: center;">GOMOA EAST DISTRICT ASSEMBLY</p> <p style="text-align: center;">SCHEDULE OF SUMMARY INTERNALLY GENERATED FUND REVENUE AGAINST</p> <p style="text-align: center;">APPROPRIATION FOR THE YEAR ENDED 31ST</p> <p style="text-align: center;">DECEMBER,2024</p>	
--	--

	BUDGET	BUDGET	BUDGET	BUDGET	BUDGET	ACTUAL	ACTUAL	ACTUAL	BUDGET	ANNUAL BUDGET
	APPROPRIATION	SUPPLEMENTARY	FINAL	MONTHLY	YTD	PREVIOUS PERIODS	CURRENT PERIOD	YEAR TO DATE	VARIANCES	BALANCE
	GHC	GHC	GHC	GHC	GHC	GHC	GHC	GHC	GHC	GHC
EXCHANGE TRANSACTION										
Sales of goods and services										
Rents of Land, Buildings, Houses	35,000	-10,000	25,000	2,083	25,000	0	171,710	171,710	-146,710	-136,710
Licences	2,350,000	428,500	2,778,500	231,542	2,778,500	0	2,552,154	2,552,154	226,346	-202,154
Fees	671,500	745,000	1,416,500	118,042	1,416,500	0	1,851,842	1,851,842	-435,342	-1,180,342
Sub-Total	3,056,500	1,163,500	4,220,000	351,667	4,220,000	0	4,575,706	4,575,706	-355,706	-1,519,206
Dividend Received	0	0	0	0	0	0	0	0	0	0
TOTAL NON-TAX REVENUE (EXCHANGE)	3,056,500	1,163,500	4,220,000	351,667	4,220,000	0	4,575,706	4,575,706	-355,706	-1,519,206
NON-EXCHANGE TRANSACTION										
Property income										
Lands and Royalties	40,000	-20,000	20,000	1,667	20,000	0	212,375	212,375	-192,375	-172,375
Interest	0	0	0	0	0	0	0	0	0	0
Sub-Total	40,000	-20,000	20,000	1,667	20,000	0	212,375	212,375	-192,375	-172,375
Rates										
Property Rate	349,000	551,000	900,000	75,000	900,000	0	665,096	665,096	234,904	-316,096
Basic Rate	1,500	8,500	10,000	833	10,000	0	6,203	6,203	3,797	-4,703
Special Rates	0	0	0	0	0	0	0	0	0	0
Sub-Total	350,500	559,500	910,000	75,833	910,000	0	671,299	671,299	238,701	-320,799
Fines, penalties, and forfeits	153,000	-23,000	130,000	10,833	130,000	0	94,335	94,335	35,665	58,665
Miscellaneous Non tax revenue	0	0	0	0	0	0	0	0	0	0
TOTAL NON-TAX REVENUE (NON-EXCHANGE)	543,500	516,500	1,060,000	88,333	1,060,000	0	978,009	978,009	81,991	-434,509

TOTAL NON-TAX REVENUE	3,600,000	1,680,000	5,280,000	440,000	5,280,000	0	5,553,715	5,553,715	-273,715	-1,953,715
FINANCE INCOME										
Investment Income	0	0	0	0	0	0	0	0	0	0
Other Investment Income	0	0	0	0	0	0	0	0	0	0
Interest Income (Bank Interest)	0	0	0	0	0	0	0	0	0	0
TOTAL FINANCE INCOME	0	0	0	0	0	0	0	0	0	0
GRAND TOTAL INTERNALLY GENERATED REVENUE	3,600,000	1,680,000	5,280,000	440,000	5,280,000	0	5,553,715	5,553,715	-273,715	-1,953,715

## GOMOA EAST DISTRICT ASSEMBLY CLASSIFICATION OF EXPENDITURE BY FUNCTION OF GOVERNMENT FOR THE YEAR ENDED 31ST DECEMBER, 2024

COFOG DESCRIPTION	APPROPRIATION BUDGET GH¢	SUPPLEMENTARY BUDGET GH¢	FINAL BUDGET GH¢	ACTUAL PERIOD GH¢	APPROPRIATION BALANCE GH¢
<b>General Public Services</b>					
Executive and Legislative Organs, Financial	0	0	0	0	0
Executive and Legislative Organs	18,956,238	12,200,432	31,156,670	15,831,812	15,324,858
Financial and fiscal Affairs	291,000	0	291,000	226,852	64,148
External affairs	0	0	0	0	0
Foreign Economic Aid	0	0	0	0	0
Economic Aid to Develop Countries and Cou	0	0	0	0	0
Economic Aid routed through International	0	0	0	0	0
General Services	0	0	0	0	0
General Personnel Services	0	0	0	0	0
Overall Planning and Statistical Services	0	0	0	0	0
Other General Services	130,000	400,000	530,000	17,264	512,736
Basic Research	0	0	0	0	0
R & D General Public Services	0	0	0	0	0
General Public Services N.E.C.	0	0	0	0	0
Public Debt Transactions	0	0	0	0	0
Public Debt Transaction-External	0	0	0	0	0
Transfers of a General Character between d	0	0	0	0	0
<b>Total</b>	<b>19,377,238</b>	<b>12,600,432</b>	<b>31,977,670</b>	<b>16,075,928</b>	<b>15,901,742</b>
<b>Defence</b>					
Military Defence	0	0	0	0	0
Civil Defence	0	0	0	0	0
Foreign Military Aid	0	0	0	0	0
R & D Defence	0	0	0	0	0
Defence N.E.C	0	0	0	0	0
<b>Total</b>	<b>0</b>	<b>0</b>	<b>0</b>	<b>0</b>	<b>0</b>
<b>Public Order and Safety</b>					
Public Services	0	0	0	0	0
Fire Protection Services	0	0	0	0	0
Law Courts	0	0	0	0	0
Prisons	0	0	0	0	0
R&D Public Order and Safety	0	0	0	0	0
Public Order and Safety N. E. C	60,000	50,000	110,000	0	110,000
Public order and safety n.e.c (CS)	0	0	0	0	0
<b>Total</b>	<b>60,000</b>	<b>50,000</b>	<b>110,000</b>	<b>0</b>	<b>110,000</b>
<b>Economic Affairs</b>					
General Economic, commercial and labor a	0	0	0	0	0
General Economic and Commercial	746,410	650,000	1,396,410	57,686	1,338,725
General Labor Affairs	0	0	0	0	0
Agriculture, Forestry, Fishing and Hunting	0	0	0	0	0
Agriculture	412,800	10,000	422,800	0	422,800



Forestry	0	0	0	0	0
Fishing and Hunting	0	0	0	0	0
Fuel and Energy	0	0	0	0	0
Coal and Other Solid Mineral Fuel	0	0	0	0	0
Petroleum and Natural Gas	0	0	0	0	0
Nuclear fuels	0	0	0	0	0
Other Fuels	0	0	0	0	0
Electricity	0	0	0	0	0
Nonelectric Energy	0	0	0	0	0
Mining, Manufacturing and Construction	0	0	0	0	0
Mining of Mineral Resources other than min	0	0	0	0	0

### GOMOA EAST DISTRICT ASSEMBLY CLASSIFICATION OF EXPENDITURE BY FUNCTION OF GOVERNMENT FOR THE YEAR ENDED 31ST DECEMBER, 2024

COFOG DESCRIPTION	APPROPRIATION BUDGET GH¢	SUPPLEMENTARY BUDGET GH¢	FINAL BUDGET GH¢	ACTUAL PERIOD GH¢	APPROPRIATION BALANCE GH¢
Manufacturing	0	0	0	0	0
Construction	0	0	0	0	0
Transport	0	0	0	0	0
Road Transport	0	0	0	0	0
Water Transport	0	0	0	0	0
Railway Transport	0	0	0	0	0
Air Transport	0	0	0	0	0
Pipeline and Other Transport	0	0	0	0	0
Communication	0	0	0	0	0
Other Industries	0	0	0	0	0
Distributive trades, storage and warehousin	0	0	0	0	0
Hotels and Restaurants	0	0	0	0	0
Tourism	0	0	0	0	0
Multipurpose Development projects	0	0	0	0	0
R&D Economic Affairs	0	0	0	0	0
R&D General Economic, commercial and La	0	0	0	0	0
R&D Agriculture, Forestry, Fishing and hunt	0	0	0	0	0
R&D Fuel and Energy	0	0	0	0	0
R&D Mining Manufacturing and construction	0	0	0	0	0
R&D Transport	0	0	0	0	0
R&D Communication	0	0	0	0	0
R&D Other Industries	0	0	0	0	0

Economic Affairs N.E.C	0	0	0	0	0
<b>Total</b>	<b>1,159,210</b>	<b>660,000</b>	<b>1,819,210</b>	<b>57,686</b>	<b>1,761,525</b>
<b>Environmental Protection</b>			0		
Waste management	0	0	0	0	0
Waste Water Management	0	0	0	0	0
Pollution Abatement	0	0	0	0	0
Protection of Biodiversity and Landscape	0	0	0	0	0
R&D Environment Protection	0	0	0	0	0
Environmental Protection N.E.C	0	0	0	0	0
<b>Total</b>	<b>0</b>	<b>0</b>	<b>0</b>	<b>0</b>	<b>0</b>
<b>Housing and Community Amenities</b>					
Housing and Development	4,681,636	2,400,000	7,081,636	602,206	6,479,430
Community Development	710,000	15,000	725,000	55,868	669,132
Water Supply	0	0	0	0	0
Street Lighting	0	0	0	0	0
R&D Housing and Community Amenities	0	0	0	0	0
Housing and Community Amenities	0	0	0	0	0
<b>Total</b>	<b>5,391,636</b>	<b>2,415,000</b>	<b>7,806,636</b>	<b>658,074</b>	<b>7,148,562</b>
<b>Health</b>					
Medical Products, Appliances and Equipmen	0	0	0	0	0
Pharmaceutical Products	0	0	0	0	0
Other Medical Products	0	0	0	0	0
Therapeutic Appliances and Equipment	0	0	0	0	0
Outpatient Services	0	0	0	0	0
General Medical Services	736,881	930,000	1,666,881	314,082	1,352,800
Specialised Medical Services	0	0	0	0	0
Dental Services	0	0	0	0	0
Paramedical Services	0	0	0	0	0
Hospital Services	0	0	0	0	0
General Hospital Services	0	0	0	0	0

### GOMOA EAST DISTRICT ASSEMBLY CLASSIFICATION OF EXPENDITURE BY FUNCTION OF GOVERNMENT FOR THE YEAR ENDED 31ST DECEMBER, 2024

COFOG DESCRIPTION	APPROPRIATION BUDGET GH¢	SUPPLEMENTARY BUDGET GH¢	FINAL BUDGET GH¢	ACTUAL PERIOD GH¢	APPROPRIATION BALANCE GH¢
Specialised Hospital Services	0	0	0	0	0
Medical and Maternity Center Services	0	0	0	0	0
Nursing and Convalescent Home Services	0	0	0	0	0
Public health Services	559,095	0	559,095	0	559,095
R & D Health	0	0	0	0	0
Health N.E.C	0	0	0	0	0
<b>Total</b>	<b>1,295,976</b>	<b>930,000</b>	<b>2,225,976</b>	<b>314,082</b>	<b>1,911,894</b>
<b>Recreation, Culture and Religion</b>					
Recreational and Sporting Services	0	0	0	0	0
Cultural Services	0	0	0	0	0
Broadcasting and Publishing Services	0	0	0	0	0

Religious and Other Community Services	0	0	0	0	0
R&D Recreation, Cultural and Religion	0	0	0	0	0
Recreation, Culture and Religion	0	0	0	0	0
<b>Total</b>	<b>0</b>	<b>0</b>	<b>0</b>	<b>0</b>	<b>0</b>
<b>Education</b>					
Pre-primary and primary Education	0	0	0	0	0
Pre-primary Education	0	0	0	0	0
Primary Education	2,765,020	0	2,765,020	222,076	2,542,943
Secondary Education	0	0	0	0	0
Lower-Secondary Education	0	0	0	0	0
Upper-Secondary Education	0	0	0	0	0
Post-Secondary Nontertiary Education	0	0	0	0	0
Tertiary Education	0	0	0	0	0
First Stage of Tertiary Education	0	0	0	0	0
Second Stage of Tertiary Education	0	0	0	0	0
Tertiary Education Parent	0	0	0	0	0
Education not definable by Level	0	0	0	0	0
Subsidiary services to Education	0	0	0	0	0
R&D Education	0	0	0	0	0
Education N.E.C	306,001	650,000	956,001	0	956,001
<b>Total</b>	<b>3,071,020</b>	<b>650,000</b>	<b>3,721,020</b>	<b>222,076</b>	<b>3,498,944</b>
<b>Social Protection</b>					
Sickness and Disability	0	0	0	0	0
Sickness	0	0	0	0	0
Disability	0	0	0	0	0
Old Age	0	0	0	0	0
Survivors	0	0	0	0	0
Family and Children	0	0	0	142,201	-142,201
Unemployment	0	0	0	0	0
Housing	0	0	0	0	0
Social Exclusion N.E.C.	0	0	0	0	0
R&D Social Protection	0	0	0	0	0
Social Protection N.E.C.	0	0	0	0	0
<b>Total</b>	<b>0</b>	<b>0</b>	<b>0</b>	<b>142,201</b>	<b>-142,201</b>
<b>Unspecified</b>	<b>0</b>	<b>0</b>	<b>0</b>	<b>0</b>	<b>0</b>
<b>GRAND TOTAL</b>	<b>30,355,081</b>	<b>17,305,432</b>	<b>47,660,512</b>	<b>17,470,046</b>	<b>30,190,466</b>

GOMOA EAST DISTRICT ASSEMBLY  
SCHEDULE OF EXPENDITURE AND ASSET BY FUND  
SOURCE FOR THE YEAR ENDED 31ST  
DECEMBER,2024

EXPENDITURE DESCRIPTION	GOG 11001	IGF 12200	MP 12602	DACF 12603	DISABILITY 12607	EU 13020	UN 13024	CIDA 13132	DDF 13527	UDG 13528	MDF 14003	OTHER STATUTORY	OTHER DONOR 13032	UNSPECIFIED 00000	TOTAL
COMPENSATION OF EMPLOYEES															
Established Position	7,387,685	0	0	0	0	0	0	0	0	0	0		0	0	7,387,685
Non Established Post	0	1,136,592	0	0	0	0	0	0	0	0	0		0	0	1,136,592
Allowances	0	555,402	0	0	0	0	0	0	0	0	0		0	0	555,402
13.5% SSF Contribution	0	24,532	0	0	0	0	0	0	0	0	0		0	0	24,532
Gratuity	0	0	0	0	0	0	0	0	0	0	0		0	0	0
Pension	0	0	0	0	0	0	0	0	0	0	0		0	0	0
End of Service Benefit (ESB)	0	58,200	0	0	0	0	0	0	0	0	0		0	0	58,200
TOTAL	7,387,685	1,774,726	0	0	0	0	0	0	0	0	0		0	0	9,162,411
GOODS AND SERVICES															
Materials and Office Consumable	0	493,631	-2,180	558,597	32,100	0	0	0	0	0	0		0	0	1,082,148
Utilities	0	105,384	0	-3,000	10,000	0	0	0	0	0	0		0	0	112,384
General Cleaning	0	49,500	0	0	0	0	0	0	0	0	0		0	0	49,500
Rentals	0	80,372	0	366,658	0	0	0	0	0	0	0		0	0	447,030
Travel and Transport	0	829,777	0	116,040	2,000	0	0	0	0	0	0		0	0	947,817
Repairs and Maintenance	0	178,849	0	27,686	0	0	0	0	0	0	0		0	0	206,535
Training, Seminar and Conferenc	0	1,279,000	0	136,340	-9,634	0	38,678	0	160,410	0	0		0	0	1,604,794
Consultancy Expenses	0	0	0	0	0	0	0	0	0	0	0		0	0	0
Special Services	0	13,627	16,265	88,481	0	0	0	0	0	0	0		0	0	118,373
Other Charges and Fees	0	4,772	0	0	0	0	0	0	0	0	0		0	0	4,772
Emergency Services	0	0	0	0	0	0	0	0	0	0	0		0	0	0
Insurance	0	0	0	45,025	0	0	0	0	0	0	0		0	0	45,025
TOTAL	0	3,034,910	14,085	1,335,826	34,466	0	38,678	0	160,410	0	0		0	0	4,618,376
INTEREST															
External Interest Cost	0	0	0	0	0	0	0	0	0	0	0		0	0	0
Domestic Interest Cost	0	0	0	0	0	0	0	0	0	0	0		0	0	0
TOTAL	0	0	0	0	0	0	0	0	0	0	0		0	0	0

GOVERNMENT SUBSIDIES															
Oil Subsidy	0	0	0	0	0	0	0	0	0	0	0	0	0	0	0
Utility Subsidy	0	0	0	0	0	0	0	0	0	0	0	0	0	0	0
Schools Subsidy	0	0	0	0	0	0	0	0	0	0	0	0	0	0	0
Fertilizer Subsidy	0	0	0	0	0	0	0	0	0	0	0	0	0	0	0
TOTAL	0	0	0	0	0	0	0	0	0	0	0	0	0	0	0
SOCIAL BENEFITS															
Social security benefits in cash	0	0	0	0	0	0	0	0	0	0	0	0	0	0	0
Employer social benefits in cash	0	0	0	191,783	0	0	0	0	0	0	0	0	0	0	191,783
TOTAL	0	0	0	191,783	0	0	0	0	0	0	0	0	0	0	191,783
OTHER EXPENSES															
Insurance and compensation	0	0	0	0	0	0	0	0	0	0	0	0	0	0	0
Professional fees	0	0	0	0	0	0	0	0	0	0	0	0	0	0	0
Customs Duties	0	0	0	0	0	0	0	0	0	0	0	0	0	0	0
Court Expenses	0	0	0	0	0	0	0	0	0	0	0	0	0	0	0
Awards & Rewards	0	0	0	0	0	0	0	0	0	0	0	0	0	0	0
Donations	0	0	0	0	0	0	0	0	0	0	0	0	0	0	0
Contributions	0	0	0	448,598	0	0	0	0	613,894	607,906	0	0	56,359	0	1,726,757
Tuition Fees	0	0	0	0	0	0	0	0	0	0	0	0	0	0	0

GOMOA EAST DISTRICT ASSEMBLY SCHEDULE OF EXPENDITURE AND ASSET BY FUND SOURCE FOR THE YEAR ENDED 31ST DECEMBER,2024															
EXPENDITURE DESCRIPTION	GOG 11001	IGF 12200	MP 12602	DACF 12603	DISABILITY 12607	EU 13020	UN 13024	CIDA 13132	DDF 13527	UDG 13528	MDF 14003	OTHER STATUTORY	OTHER DONOR	UNSPECIFIED	TOTAL
Special Operations	0	0	0	0	0	0	0	0	0	0	0	0	0	0	0
Refuse Lifting Expenses	0	0	0	0	0	0	0	0	0	0	0	0	0	0	0
Civic Numbering/Street Naming	0	0	0	0	0	0	0	0	0	0	0	0	0	0	0
Scholarship & Bursaries	0	0	0	0	0	0	0	0	0	0	0	0	0	0	0
Grants to Employees & Househol	0	0	0	0	0	0	0	0	0	0	0	0	0	0	0
Duty Refund	0	0	0	0	0	0	0	0	0	0	0	0	0	0	0
Rent	0	0	0	0	0	0	0	0	0	9,840	0	0	0	0	9,840
TOTAL	0	0	0	448,598	0	0	0	0	613,894	617,746	0	0	56,359	0	1,736,597

Property,Plant and Equipment															
Buildings and structures	0	0	0	115,585	0	0	0	0	233,704	0	0	0	0	0	349,289
Office equipment, furniture and f	0	17,264	0	0	0	0	0	0	203,839	0	0	0	0	0	221,103
Information communication tech	0	0	0	0	0	0	0	0	0	0	0	0	0	0	0
Other machinery and equipment	0	0	0	0	0	0	0	0	0	0	0	0	0	0	0
Oil rigs	0	0	0	0	0	0	0	0	0	0	0	0	0	0	0
Military asset, weapons systems	0	0	0	0	0	0	0	0	0	0	0	0	0	0	0
Library books	0	0	0	0	0	0	0	0	0	0	0	0	0	0	0
Transport equipment	0	49,880	0	0	0	0	0	0	0	0	0	0	0	0	49,880
Infrastructure assets	0	0	0	0	0	0	0	0	0	0	0	0	0	0	0
Heritage and cultural assets	0	0	0	0	0	0	0	0	0	0	0	0	0	0	0
Biological assets (non-agricultur	0	0	0	0	0	0	0	0	0	0	0	0	0	0	0
Land	0	0	0	0	0	0	0	0	0	0	156,402	0	156,402	0	312,804
TOTAL	0	67,144	0	115,585	0	0	0	0	437,543	0	0	156,402	0	156,402	933,076
Work - In - Progress Buildings and structures	0	2,720	0	63,782	0	0	0	0	33,102	0	0	0	0	0	99,604
Office equipment, furniture and f	0	0	0	0	0	0	0	0	0	0	0	0	0	0	0
Information communication tech	0	0	0	0	0	0	0	0	0	0	0	0	0	0	0
Other machinery and equipment	0	0	0	0	0	0	0	0	0	0	0	0	0	0	0
Oil rigs	0	0	0	0	0	0	0	0	0	0	0	0	0	0	0
Library books	0	0	0	0	0	0	0	0	0	0	0	0	0	0	0
Transport equipment	0	0	0	0	0	0	0	0	0	0	0	0	0	0	0
Infrastructure assets	0	0	0	0	0	0	0	0	0	0	0	0	0	0	0
TOTAL	0	2,720	0	63,782	0	0	0	0	33,102	0	0	0	0	0	99,604
Intangible asset															
Internally Generated	0	0	0	0	0	0	0	0	0	0	0	0	0	0	0
Acquired Intangible	0	0	0	0	0	0	0	0	0	0	0	0	0	0	0
TOTAL	0	0	0	0	0	0	0	0	0	0	0	0	0	0	0
GRAND TOTAL	7,387,685	4,809,636	14,085	1,976,207	34,466	0	38,678	0	774,304	617,746	0	0	56,359	0	15,709,167

**GOMOA EAST DISTRICT ASSEMBLY**  
**SCHEDULE OF EXPENDITURE AND ASSET AGAINST APPROPRIATION BY**  
**DEPARTMENT FOR THE YEAR ENDED 31ST DECEMBER,2024**

	BUDGET APPROPRIATION GH¢	BUDGET SUPPLEMENTARY GH¢	BUDGET FINAL GH¢	BUDGET MONTHLY GH¢	MONTHLY BUDGET GH¢ (b) = a/12	ACTUAL CURRENT GH¢ (c)	BUDGET VARIANCES GH¢ E= (b- c)
CENTRAL ADMINISTRATION							
COMPENSATION OF EMPLOYEES	11,969,355	3,545,240	15,514,595	1,292,883	15,514,595	9,162,411	6,352,184
GOODS AND SERVICES	5,584,738	0	5,584,738	465,395	5,584,738	3,755,353	1,829,386
GOVERNMENT SUBSIDIES	0	0	0	0	0	0	0
SOCIAL BENEFITS	30,000	0	30,000	2,500	30,000	191,783	-161,783
OTHER EXPENSES	1,306,145	0	1,306,145	108,845	1,306,145	1,680,238	-374,093
NON-FINANCIAL ASSET	66,000	300,000	366,000	30,500	366,000	6,919,116	-6,553,116
WORK IN PROGRESS	0	0	0	0	0	-113,091	113,091
TOTAL	18,956,238	3,845,240	22,801,478	1,900,123	22,801,478	21,595,809	1,205,669
					0		
FINANCE					0		
COMPENSATION OF EMPLOYEES	0	0	0	0	0	0	0
GOODS AND SERVICES	0	0	0	0	0	0	0
GOVERNMENT SUBSIDIES	0	0	0	0	0	0	0
SOCIAL BENEFITS	0	0	0	0	0	0	0
OTHER EXPENSES	0	0	0	0	0	0	0
NON-FINANCIAL ASSET	0	0	0	0	0	0	0
WORK IN PROGRESS	0	0	0	0	0	0	0
TOTAL	0	0	0	0	0	0	0
EDUCATION, YOUTH & SPORTS COMPENSATION OF EMPLOYEES	0	0	0	0	0	0	0

GOODS AND SERVICES	176,001	0	176,001	14,667	176,001	0	176,001
GOVERNMENT SUBSIDIES	0	0	0	0	0	0	0
SOCIAL BENEFITS	0	0	0	0	0	0	0
OTHER EXPENSES	130,000	0	130,000	10,833	130,000	0	130,000
NON-FINANCIAL ASSET	1,398,992	0	1,398,992	116,583	1,398,992	203,840	1,195,152
WORK IN PROGRESS	1,366,028	650,000	2,016,028	168,002	2,016,028	18,236	1,997,791
TOTAL	3,071,020	650,000	3,721,020	310,085	3,721,020	222,076	3,498,944

**GOMOA EAST DISTRICT ASSEMBLY**  
**SCHEDULE OF EXPENDITURE AND ASSET AGAINST APPROPRIATION BY**  
**DEPARTMENT FOR THE YEAR ENDED 31ST DECEMBER, 2024**

	BUDGET APPROPRIATION GH¢	BUDGET SUPPLEMENTARY GH¢	BUDGET FINAL GH¢	BUDGET MONTHLY GH¢	MONTHLY BUDGET GH¢ (b) = a/12	ACTUAL CURRENT GH¢ (c)	BUDGET VARIANCES GH¢ E= (b- c)
HEALTH							
COMPENSATION OF EMPLOYEES	0	0	0	0	0	0	0
GOODS AND SERVICES	669,095	0	669,095	55,758	669,095	62,517	606,577
GOVERNMENT SUBSIDIES	0	0	0	0	0	0	0
SOCIAL BENEFITS	100,000	0	100,000	8,333	100,000	0	100,000
OTHER EXPENSES	0	0	0	0	0	0	0
NON-FINANCIAL ASSET	398,651	80,000	478,651	39,888	478,651	233,704	244,947
WORK IN PROGRESS	128,230	750,000	878,230	73,186	878,230	17,860	860,370
TOTAL	1,295,976	830,000	2,125,976	177,165	2,125,976	314,082	1,811,894
WASTE MANAGEMENT							
COMPENSATION OF EMPLOYEES	0	0	0	0	0	0	0
GOODS AND SERVICES	0	0	0	0	0	0	0
GOVERNMENT SUBSIDIES	0	0	0	0	0	0	0
SOCIAL BENEFITS	0	0	0	0	0	0	0



OTHER EXPENSES	0	0	0	0	0	0	0
NON-FINANCIAL ASSET	0	0	0	0	0	0	0
WORK IN PROGRESS	0	0	0	0	0	0	0
TOTAL	0	0	0	0	0	0	0
AGRICULTURE							
COMPENSATION OF EMPLOYEES	0	0	0	0	0	0	0
GOODS AND SERVICES	412,800	0	412,800	34,400	412,800	0	412,800
GOVERNMENT SUBSIDIES	0	0	0	0	0	0	0
SOCIAL BENEFITS	0	0	0	0	0	0	0
OTHER EXPENSES	0	0	0	0	0	0	0
NON-FINANCIAL ASSET	0	0	0	0	0	0	0
WORK IN PROGRESS	0	0	0	0	0	0	0
TOTAL	412,800	0	412,800	34,400	412,800	0	412,800

**GOMOA EAST DISTRICT ASSEMBLY**  
**SCHEDULE OF EXPENDITURE AND ASSET AGAINST APPROPRIATION BY**  
**DEPARTMENT FOR THE YEAR ENDED 31ST DECEMBER,2024**

	BUDGET APPROPRIATION GH¢	BUDGET SUPPLEMENTARY GH¢	BUDGET FINAL GH¢	BUDGET MONTHLY GH¢	MONTHLY BUDGET GH¢ (b) = a/12	ACTUAL CURRENT GH¢ (c)	BUDGET VARIANCES GH¢ E= (b- c)
PHYSICAL & PLANNING							
COMPENSATION OF EMPLOYEES	0	0	0	0	0	0	0
GOODS AND SERVICES	130,000	0	130,000	10,833	130,000	0	130,000
GOVERNMENT SUBSIDIES	0	0	0	0	0	0	0
SOCIAL BENEFITS	0	0	0	0	0	0	0
OTHER EXPENSES	0	0	0	0	0	0	0
NON-FINANCIAL ASSET	0	250,000	250,000	20,833	250,000	17,264	232,736

WORK IN PROGRESS	0	0	0	0	0	0	0
TOTAL	130,000	250,000	380,000	31,667	380,000	17,264	362,736
SOCIAL WELFARE & COMMUNITY COMPENSATION OF EMPLOYEES	0	0	0	0	0	0	0
GOODS AND SERVICES	190,000	0	190,000	15,833	190,000	149,310	40,690
GOVERNMENT SUBSIDIES	0	0	0	0	0	0	0
SOCIAL BENEFITS	40,000	0	40,000	3,333	40,000	0	40,000
OTHER EXPENSES	280,000	0	280,000	23,333	280,000	56,359	223,641
NON-FINANCIAL ASSET	200,000	0	200,000	16,667	200,000	0	200,000
WORK IN PROGRESS	0	0	0	0	0	0	0
TOTAL	710,000	0	710,000	59,167	710,000	205,669	504,331
NATURAL RESOURCE CONSERVATION, FORESTRY, GAMES & WILDLIFE							
COMPENSATION OF EMPLOYEES	0	0	0	0	0	0	0
GOODS AND SERVICES	0	0	0	0	0	0	0
GOVERNMENT SUBSIDIES	0	0	0	0	0	0	0
SOCIAL BENEFITS	0	0	0	0	0	0	0
OTHER EXPENSES	0	0	0	0	0	0	0
NON-FINANCIAL ASSET	0	0	0	0	0	0	0
WORK IN PROGRESS	0	0	0	0	0	0	0
TOTAL	0	0	0	0	0	0	0

**GOMOA EAST DISTRICT ASSEMBLY**  
**SCHEDULE OF EXPENDITURE AND ASSET AGAINST APPROPRIATION BY**  
**DEPARTMENT FOR THE YEAR ENDED 31ST DECEMBER,2024**

BUDGET APPROPRIATION GH¢	BUDGET SUPPLEMENTARY GH¢	BUDGET FINAL GH¢	BUDGET MONTHLY GH¢	MONTHLY BUDGET GH¢ (b) = a/12	ACTUAL CURRENT GH¢ (c)	BUDGET VARIANCES GH¢ E= (b- c)
--------------------------------	--------------------------------	------------------------	--------------------------	-------------------------------------	------------------------------	--------------------------------------

WORKS							
COMPENSATION OF							
EMPLOYEES	0	0	0	0	0	0	0
GOODS AND SERVICES	1,323,762	0	1,323,762	110,313	1,323,762	366,658	957,104
GOVERNMENT SUBSIDIES	0	0	0	0	0	0	0
SOCIAL BENEFITS	0	0	0	0	0	0	0
OTHER EXPENSES	0	0	0	0	0	0	0
NON-FINANCIAL ASSET	2,100,000	0	2,100,000	175,000	2,100,000	62,585	2,037,415
WORK IN PROGRESS	1,257,874	900,000	2,157,874	179,823	2,157,874	176,599	1,981,275
TOTAL	4,681,636	900,000	5,581,636	465,136	5,581,636	605,842	4,975,794
TRADE AND INDUSTRY							
COMPENSATION OF							
EMPLOYEES	0	0	0	0	0	0	0
GOODS AND SERVICES	550,000	0	550,000	45,833	550,000	57,686	492,314
GOVERNMENT SUBSIDIES	0	0	0	0	0	0	0
SOCIAL BENEFITS	0	0	0	0	0	0	0
OTHER EXPENSES	196,410	0	196,410	16,368	196,410	0	196,410
NON-FINANCIAL ASSET	0	0	0	0	0	0	0
WORK IN PROGRESS	0	500,000	500,000	41,667	500,000	0	500,000
TOTAL	746,410	500,000	1,246,410	103,868	1,246,410	57,686	1,188,725
BUDGET AND RATING							
COMPENSATION OF							
EMPLOYEES	0	0	0	0	0	0	0
GOODS AND SERVICES	0	0	0	0	0	0	0
GOVERNMENT SUBSIDIES	0	0	0	0	0	0	0
SOCIAL BENEFITS	0	0	0	0	0	0	0
OTHER EXPENSES	0	0	0	0	0	0	0
NON-FINANCIAL ASSET	0	0	0	0	0	0	0
WORK IN PROGRESS	0	0	0	0	0	0	0
TOTAL	0	0	0	0	0	0	0

**GOMOA EAST DISTRICT ASSEMBLY**  
**SCHEDULE OF EXPENDITURE AND ASSET AGAINST APPROPRIATION BY**  
**DEPARTMENT FOR THE YEAR ENDED 31ST DECEMBER,2024**

	BUDGET APPROPRIATION GH¢	BUDGET SUPPLEMENTARY GH¢	BUDGET FINAL GH¢	BUDGET MONTHLY GH¢	MONTHLY BUDGET GH¢ (b) = a/12	ACTUAL CURRENT GH¢ (c)	BUDGET VARIANCES GH¢ E= (b- c)
LEGAL							
COMPENSATION OF EMPLOYEES	0	0	0	0	0	0	0
GOODS AND SERVICES	0	0	0	0	0	0	0
GOVERNMENT SUBSIDIES	0	0	0	0	0	0	0
SOCIAL BENEFITS	0	0	0	0	0	0	0
OTHER EXPENSES	0	0	0	0	0	0	0
NON-FINANCIAL ASSET	0	0	0	0	0	0	0
WORK IN PROGRESS	0	0	0	0	0	0	0
TOTAL	0	0	0	0	0	0	0
TRANSPORT							
COMPENSATION OF EMPLOYEES	0	0	0	0	0	0	0
GOODS AND SERVICES	0	0	0	0	0	0	0
GOVERNMENT SUBSIDIES	0	0	0	0	0	0	0
SOCIAL BENEFITS	0	0	0	0	0	0	0
OTHER EXPENSES	0	0	0	0	0	0	0
NON-FINANCIAL ASSET	0	0	0	0	0	0	0
WORK IN PROGRESS	0	0	0	0	0	0	0
TOTAL	0	0	0	0	0	0	0
DISASTER PREVENTION							
COMPENSATION OF EMPLOYEES	0	0	0	0	0	0	0
GOODS AND SERVICES	60,000	0	60,000	5,000	60,000	0	60,000
GOVERNMENT SUBSIDIES	0	0	0	0	0	0	0

SOCIAL BENEFITS	0	0	0	0	0	0	0
OTHER EXPENSES	0	0	0	0	0	0	0
NON-FINANCIAL ASSET	0	0	0	0	0	0	0
WORK IN PROGRESS	0	0	0	0	0	0	0
TOTAL	60,000	0	60,000	5,000	60,000	0	60,000

**GOMOA EAST DISTRICT ASSEMBLY**  
**SCHEDULE OF EXPENDITURE AND ASSET AGAINST APPROPRIATION BY**  
**DEPARTMENT FOR THE YEAR ENDED 31ST DECEMBER,2024**

	BUDGET APPROPRIATIONS GH¢	BUDGET SUPPLEMENTARY GH¢	BUDGET FINAL GH¢	BUDGET MONTHLY GH¢	MONTHLY BUDGET GH¢ (b) = a/12	ACTUAL CURRENT GH¢ (c)	BUDGET VARIANCES GH¢ E= (b- c)
ROADS							
COMPENSATION OF EMPLOYEES	0	0	0	0	0	0	0
GOODS AND SERVICES	0	0	0	0	0	0	0
GOVERNMENT SUBSIDIES	0	0	0	0	0	0	0
SOCIAL BENEFITS	0	0	0	0	0	0	0
OTHER EXPENSES	0	0	0	0	0	0	0
NON-FINANCIAL ASSET	0	0	0	0	0	0	0
WORK IN PROGRESS	0	0	0	0	0	0	0
TOTAL	0	0	0	0	0	0	0

**GOMOA EAST DISTRICT ASSEMBLY**  
**SCHEDULE OF EXPENDITURE AND ASSET AGAINST**  
**APPROPRIATION FOR THE YEAR ENDED 31ST**  
**DECEMBER,2024**

	APPROPRIATION	SUPPLEMENTARY	TOTAL	MONTHLY	YTD	ACTUAL	ACTUAL	YTD ACTUAL	BUDGET	APPROPRIATION
	BUDGET	BUDGET	BUDGET	BUDGET	BUDGET	PREVIOUS	CURRENT	COLLECTION	VARIANCES	BALANCE
	GH¢	GH¢	GH¢	GH¢	GH¢	GH¢	GH¢	GH¢	GH¢	GH¢
<b>COMPENSATION OF EMPLOYEES</b>										
Established Position	10,067,355	2,915,240	12,982,595	1,081,883	12,982,595	0	7,387,685	7,387,685	5,594,910	2,679,670
Non Established Post	1,080,000	300,000	1,380,000	115,000	1,380,000	0	1,136,592	1,136,592	243,408	-56,592
Allowances	660,000	270,000	930,000	77,500	930,000	0	555,402	555,402	374,598	104,598
13% SSF Employer Contribution	54,000	60,000	114,000	9,500	114,000	0	24,532	24,532	89,468	29,468
Gratuity	0	0	0	0	0	0	0	0	0	0
Pension	0	0	0	0	0	0	0	0	0	0
End of Service Benefit (ESB)	108,000	0	108,000	9,000	108,000	0	58,200	58,200	49,800	49,800
<b>TOTAL</b>	<b>11,969,355</b>	<b>3,545,240</b>	<b>15,514,595</b>	<b>1,292,883</b>	<b>15,514,595</b>	<b>0</b>	<b>9,162,411</b>	<b>9,162,411</b>	<b>6,352,184</b>	<b>2,806,945</b>
<b>GOODS AND SERVICES</b>										
Materials and Office Consumab	1,401,175	1,340,192	2,741,367	228,447	2,741,367	0	1,082,148	1,082,148	1,659,218	319,026
Utilities	280,000	250,000	530,000	44,167	530,000	0	112,384	112,384	417,616	167,616
General Cleaning	538,992	0	538,992	44,916	538,992	0	49,500	49,500	489,493	489,493
Rentals	1,347,865	0	1,347,865	112,322	1,347,865	0	447,030	447,030	900,835	900,835
Travel and Transport	2,472,538	2,800,000	5,272,538	439,378	5,272,538	0	947,817	947,817	4,324,721	1,524,721
Repairs and Maintenance	80,000	600,000	680,000	56,667	680,000	0	206,535	206,535	473,465	-126,535
Training, Seminar and Confere	2,556,826	1,835,000	4,391,826	365,986	4,391,826	0	1,604,794	1,604,794	2,787,032	952,032
Consultancy Expenses	0	0	0	0	0	0	0	0	0	0
Special Services	700,000	250,000	950,000	79,167	950,000	0	118,373	118,373	831,628	581,628
Other Charges and Fees	10,000	5,000	15,000	1,250	15,000	0	4,772	4,772	10,228	5,228
Emergency Services	0	0	0	0	0	0	0	0	0	0
Insurance	145,174	60,000	205,174	17,098	205,174	0	45,025	45,025	160,150	100,150
<b>TOTAL</b>	<b>9,532,569</b>	<b>7,140,192</b>	<b>16,672,761</b>	<b>1,389,397</b>	<b>16,672,761</b>	<b>0</b>	<b>4,618,376</b>	<b>4,618,376</b>	<b>12,054,385</b>	<b>4,914,193</b>

FINANCE COST										
Non										
Residents	0	0	0	0	0	0	0	0	0	0
Residents	0	0	0	0	0	0	0	0	0	0
TOTAL	0	0	0	0	0	0	0	0	0	0
GOVERNMENT SUBSIDIES										
petroleum Subsidy	0	0	0	0	0	0	0	0	0	0
Utility Subsidy	0	0	0	0	0	0	0	0	0	0
Schools Subsidy	0	0	0	0	0	0	0	0	0	0
Fertilizer Subsidy	0	0	0	0	0	0	0	0	0	0
TOTAL	0	0	0	0	0	0	0	0	0	0
SOCIAL BENEFITS										
Employer social benefits	0	0	0	0	0	0	0	0	0	0
Social security benefits	170,000	1,050,000	1,220,000	101,667	1,220,000	0	191,783	191,783	1,028,217	-21,783
Social assistance benefits	0	0	0	0	0	0	0	0	0	0
TOTAL	170,000	1,050,000	1,220,000	101,667	1,220,000	0	191,783	191,783	1,028,217	-21,783

**GOMOA EAST DISTRICT ASSEMBLY**  
**SCHEDULE OF EXPENDITURE AND ASSET AGAINST**  
**APPROPRIATION FOR THE YEAR ENDED 31ST**  
**DECEMBER,2024**

	PROPRIATION BUDGET GH¢	SUPPLEMENTARY BUDGET GH¢	TOTAL BUDGET GH¢	MONTHLY BUDGET GH¢	YTD BUDGET GH¢	ACTUAL PREVIOUS GH¢	ACTUAL CURRENT GH¢	YTD ACTUAL COLLECTION GH¢	BUDGET VARIANCES GH¢	APPROPRIATION BALANCE GH¢
OTHER EXPENSES										
Insurance and compensation	0	0	0	0	0	0	0	0	0	0
Professional fees	0	0	0	0	0	0	0	0	0	0
Customs Duties	0	0	0	0	0	0	0	0	0	0
Court Expenses	0	0	0	0	0	0	0	0	0	0
Awards & Rewards	0	0	0	0	0	0	0	0	0	0
Donations	0	0	0	0	0	0	0	0	0	0
Contributions	1,526,145	2,150,000	3,676,145	306,345	3,676,145	0	1,726,757	1,726,757	1,949,388	-200,612
Tuition Fees	0	0	0	0	0	0	0	0	0	0
Special Operations	0	0	0	0	0	0	0	0	0	0

Refuse Lifting Expenses	0	0	0	0	0	0	0	0	0	0
Civic Numbering/Street Namin	0	0	0	0	0	0	0	0	0	0
Scholarship & Bursaries	326,410	50,000	376,410	31,368	376,410	0	0	0	376,410	326,410
Grants to Employees & Househ	0	0	0	0	0	0	0	0	0	0
Duty Refund	0	0	0	0	0	0	0	0	0	0
Rent	60,000	0	60,000	5,000	60,000	0	9,840	9,840	50,160	50,160
TOTAL	1,912,555	2,200,000	4,112,555	342,713	4,112,555	0	1,736,597	1,736,597	2,375,958	175,958
NON-FINANCIAL ASSET										
Buildings and structures	3,497,643	80,000	3,577,643	298,137	3,577,643	0	349,289	349,289	3,228,354	3,148,354
Office equipment, furniture an	466,000	450,000	916,000	76,333	916,000	0	221,103	221,103	694,897	244,897
Information communication te	0	0	0	0	0	0	0	0	0	0
Other machinery and equipme	200,000	0	200,000	16,667	200,000	0	0	0	200,000	200,000
Oil rigs	0	0	0	0	0	0	0	0	0	0
Military asset, weapons system	0	0	0	0	0	0	0	0	0	0
Library books	0	0	0	0	0	0	0	0	0	0
Transport equipment	0	100,000	100,000	8,333	100,000	0	6,709,714	6,709,714	-6,609,714	-6,709,714
Infrastructure assets	0	0	0	0	0	0	0	0	0	0
Heritage and cultural assets	0	0	0	0	0	0	0	0	0	0
Biological assets (non-agricul	0	0	0	0	0	0	0	0	0	0
Land	0	0	0	0	0	0	156,402	156,402	-156,402	-156,402
TOTAL	4,163,643	630,000	4,793,643	399,470	4,793,643	0	7,436,509	7,436,509	-2,642,866	-3,272,866
WORK IN PROGRESS										
Buildings and structures	2,752,132	2,800,000	5,552,132	462,678	5,552,132	0	99,604	99,604	5,452,528	2,652,528
Office equipment, furniture and fitti	0	0	0	0	0	0	0	0	0	0
Information communication technol	0	0	0	0	0	0	0	0	0	0
Other machinery and equipment	0	0	0	0	0	0	0	0	0	0
Oil rigs	0	0	0	0	0	0	0	0	0	0
Library books	0	0	0	0	0	0	0	0	0	0
Transport equipment	0	0	0	0	0	0	0	0	0	0



**GOMOA EAST DISTRICT ASSEMBLY**  
**SCHEDULE OF EXPENDITURE AND ASSET AGAINST**  
**APPROPRIATION FOR THE YEAR ENDED 31ST**  
**DECEMBER,2024**

	APPROPRIATION BUDGET GH¢	SUPPLEMENTARY BUDGET GH¢	TOTAL BUDGET GH¢	MONTHLY BUDGET GH¢	YTD BUDGET GH¢	ACTUAL PREVIOUS GH¢	ACTUAL CURRENT GH¢	YTD ACTUAL COLLECTION GH¢	BUDGET VARIANCES GH¢	APPROPRIATION BALANCE GH¢
Infrastructure assets	0	0	0	0	0	0	0	0	0	0
TOTAL	2,752,132	2,800,000	5,552,132	462,678	5,552,132	0	99,604	99,604	5,452,528	2,652,528
Intangible Assets										
Internally Generated	0	0	0	0	0	0	0	0	0	0
Acquired Intangible	0	0	0	0	0	0	0	0	0	0
TOTAL	0	0	0	0	0	0	0	0	0	0
GRAND TOTAL	30,500,255	17,365,432	47,865,686	3,988,807	47,865,686	0	23,245,280	23,245,280	24,620,407	7,254,975

**GOMOA EAST DISTRICT ASSEMBLY**  
**SCHEDULE OF NON-FINANCIAL ASSET**  
**AS AT 31ST DECEMBER, 2024**

	BEGINNING BALANCES	ACQUISITIONS FOR THE PERIOD	TOTAL HISTORICAL COST	USEFUL LIFE	CURRENT YR. DEPRECIATION	DEPRECIATION B/F	ACCUMULATED DEPRECIATION	NET BOOK VALUE
	GH¢	GH¢	GH¢		GH¢	GH¢	GH¢	GH¢
Land	5,777,400	156,402	5,933,802	0	0	0	0	5,933,802
<b>BUILDINGS AND STRUCTURES</b>								
Buildings	0	0	0	50	0	0	0	0
Destitute Homes	0	0	0	50	0	0	0	0
Bungalows/Flats	95,000	0	95,000	50	1,900	0	1,900	93,100
Homes of Aged	0	0	0	50	0	0	0	0
Palace	0	0	0	50	0	0	0	0
Barracks	0	0	0	50	0	0	0	0
Hostels	0	0	0	50	0	0	0	0
Hospitals	0	0	0	50	0	0	0	0
Clinics	0	183,116	183,116	50	3,662	0	3,662	179,453
Day Care Centre	0	0	0	50	0	0	0	0
Office Buildings	2,444,991	0	2,444,991	50	48,900	0	48,900	2,396,091
School Buildings	145,794	53,000	198,794	50	3,976	0	3,976	194,818
Slaughter House	0	0	0	50	0	0	0	0
Health Centres	0	0	0	50	0	0	0	0
Other Agricultural Struc	0	0	0	40	0	0	0	0
Police Post	0	0	0	50	0	0	0	0
Recreational Centres	0	0	0	50	0	0	0	0
Court Houses	0	0	0	50	0	0	0	0

Libraries	0	0	0	50	0	0	0	0
Restaurants	0	0	0	50	0	0	0	0
Cemeteries	0	0	0	50	0	0	0	0
Toilets	53,789	50,588	104,377	25	4,175	0	4,175	100,202
Markets	187,782	0	187,782	50	3,756	0	3,756	184,026
Car/Lorry Park	0	0	0	30	0	0	0	0
Bridges	208,833	62,585	271,418	50	5,428	0	5,428	265,989

**GOMOA EAST DISTRICT ASSEMBLY  
SCHEDULE OF NON-FINANCIAL ASSET  
AS AT 31ST DECEMBER, 2024**

	BEGINNING BALANCES GH¢	ACQUISITIONS FOR THE PERIOD GH¢	TOTAL HISTORICAL COST GH¢	USEFUL LIFE	CURRENT YR. DEPRECIATION GH¢	DEPRECIATION B/F GH¢	ACCUMULATED DEPRECIATION GH¢	NET BOOK VALUE GH¢
Road Signals	0	0	0	10	0	0	0	0
Sports Stadium	0	0	0	50	0	0	0	0
Workshop	0	0	0	30	0	0	0	0
Railway Lines	0	0	0	30	0	0	0	0
Laboratories	0	0	0	30	0	0	0	0
Research Facilities	0	0	0	30	0	0	0	0
Border and Customs Co	0	0	0	30	0	0	0	0
Warehouses and Storag	0	0	0	30	0	0	0	0
Containers / Bins	0	0	0	5	0	0	0	0
Perimeter Wall / Fence	0	0	0	10	0	0	0	0
Perimeter Protection/ F	0	0	0	10	0	0	0	0
TOTAL	3,136,188	349,289	3,485,477		71,797	0	71,797	3,413,680
OFFICE EQUIPMENT, FURNITURE AND FITTINGS		17,263	112,606	7	16,087	0	16,087	96,519

Office Equipment	95,342							
Air Condition	3,809	0	3,809	5	762	0	762	3,047
Electrical Equipment	3,159	0	3,159	7	451	0	451	2,707
Printer	0	0	0	7	0	0	0	0
Furniture and Fittings	416,825	203,840	620,665	7	88,666	0	88,666	531,998
TOTAL	519,135	221,103	740,238		105,966	0	105,966	634,272
INFORMATION COMMUNICATION TECHNOLOGY EQUIPMENT								
Communication Technol	0	0	0	3	0	0	0	0
Networking and ICT Equ	0	0	0	7	0	0	0	0
Computers and Accessor	101,907	0	101,907	5	20,381	0	20,381	81,526
Communication equipm	0	0	0	3	0	0	0	0
TOTAL	101,907	0	101,907		20,381	0	20,381	81,526

**GOMOA EAST DISTRICT ASSEMBLY  
SCHEDULE OF NON-FINANCIAL ASSET  
AS AT 31ST DECEMBER, 2024**

	BEGINNING BALANCES GH¢	ACQUISITIONS FOR THE PERIOD GH¢	TOTAL HISTORICAL COST GH¢	USEFUL LIFE	CURRENT YR. DEPRECIATION GH¢	DEPRECIATION B/F GH¢	ACCUMULATED DEPRECIATION GH¢	NET BOOK VALUE GH¢
OTHER MACHINERY AND EQUIPMENT								
Agricultural Machinery	0	0	0	7	0	0	0	0
Server	0	0	0	10	0	0	0	0
Plant and Machinery	43,306	0	43,306	8	5,413	0	5,413	37,893
Other Capital Expenditu	0	0	0	10	0	0	0	0
Agriculture Facilities	0	0	0	40	0	0	0	0

Medical / Health Equipm	0	0	0	5	0	0	0	0
Sports Equipment	0	0	0	5	0	0	0	0
Laboratory Equipment-	0	0	0	5	0	0	0	0
Laboratory Equipment-	0	0	0	5	0	0	0	0
Medical and Allied Equi	0	0	0	5	0	0	0	0
Music Instruments	0	0	0	5	0	0	0	0
Photographic Equipmen	9,000	0	9,000	5	1,800	0	1,800	7,200
Housing Equipment	33,790	0	33,790	3	11,263	0	11,263	22,527
Security Equipment	0	0	0	5	0	0	0	0
TOTAL	86,096	0	86,096		18,477	0	18,477	67,619
OIL RIGS								
Oil Rigs & Structures	0	0	0	10	0	0	0	0
TOTAL	0	0	0		0	0	0	0
MILITARY ASSET, WEAPONS SYSTEMS								
Military Vehicles	0	0	0	5	0	0	0	0
Submarines	0	0	0	20	0	0	0	0
War Ships	0	0	0	35	0	0	0	0
Military Aircraft	0	0	0	20	0	0	0	0
Military Equipment - Ta	0	0	0	10	0	0	0	0
Military Equipment - Mi	0	0	0	10	0	0	0	0

**GOMOA EAST DISTRICT ASSEMBLY**  
**SCHEDULE OF NON-FINANCIAL ASSET**  
**AS AT 31ST DECEMBER, 2024**

BEGINNING BALANCES GH¢	ACQUISITIONS	TOTAL HISTORICAL COST GH¢	USEFUL LIFE	CURRENT YR. DEPRECIATION GH¢	DEPRECIATION B/F GH¢	ACCUMULATED DEPRECIATION GH¢	NET BOOK VALUE GH¢
------------------------------	--------------	---------------------------------	----------------	------------------------------------	----------------------------	------------------------------------	--------------------------

FOR THE PERIOD GH¢								
Military Equipment - La	0	0	0	10	0	0	0	0
Military Equipment - Ba	0	0	0	10	0	0	0	0
Weapons	0	0	0	10	0	0	0	0
TOTAL	0	0	0		0	0	0	0
LIBRARY BOOKS								
Learning and Training Supp	0	0	0	35	0	0	0	0
Library Materials (Curriculu	0	0	0	35	0	0	0	0
TOTAL	0	0	0		0	0	0	0
TRANSPORT EQUIPMENT								
Motor Vehicle	909,157	6,659,834	7,568,992	5	1,513,798	0	1,513,798	6,055,193
Airplanes	0	0	0	20	0	0	0	0
Trains	0	0	0	25	0	0	0	0
Ships and Vessels	0	0	0	35	0	0	0	0
Motor Bike, bicycles etc	0	49,880	49,880	3	16,627	0	16,627	33,253
TOTAL	909,157	6,709,714	7,618,872		1,530,425	0	1,530,425	6,088,447
INFRASTRUCTURE ASSETS								
Electrical Networks	138,333	0	138,333	10	13,833	0	13,833	124,499
Sewers	0	0	0	25	0	0	0	0
Landscaping and Garde	0	0	0	5	0	0	0	0
Utilities Networks	0	0	0	30	0	0	0	0
Runways	0	0	0	10	0	0	0	0
APRON and RAMP Area	0	0	0	30	0	0	0	0
Irrigation Systems	0	0	0	7	0	0	0	0
Water Systems	0	0	0	20	0	0	0	0

Harbour and Landing Si	0	0	0	50	0	0	0	0	0
------------------------	---	---	---	----	---	---	---	---	---

**GOMOA EAST DISTRICT ASSEMBLY  
SCHEDULE OF NON-FINANCIAL ASSET  
AS AT 31ST DECEMBER,2024**

	BEGINNING BALANCES GH¢	ACQUISITIONS FOR THE PERIOD GH¢	TOTAL HISTORICAL COST GH¢	USEFUL LIFE	CURRENT YR. DEPRECIATION GH¢	DEPRECIATION B/F GH¢	ACCUMULATED DEPRECIATION GH¢	NET BOOK VALUE GH¢
Sea Wall	0	0	0	20	0	0	0	0
Roads	0	0	0	30	0	0	0	0
Feeder Roads	0	0	0	10	0	0	0	0
Urban Roads	0	0	0	30	0	0	0	0
Highways	0	0	0	40	0	0	0	0
Drainage	0	0	0	30	0	0	0	0
Fuel Tanks	0	0	0	10	0	0	0	0
Water Tanks	0	0	0	10	0	0	0	0
<b>TOTAL</b>	<b>138,333</b>	<b>0</b>	<b>138,333</b>		<b>13,833</b>	<b>0</b>	<b>13,833</b>	<b>124,499</b>
<b>HERITAGE AND CULTURAL ASSETS</b>								
National Parks	0	0	0	50	0	0	0	0
Museums	0	0	0	50	0	0	0	0
Works of Art	0	0	0	50	0	0	0	0
Cultural collections	0	0	0	50	0	0	0	0
National Monuments	0	0	0	50	0	0	0	0
<b>TOTAL</b>	<b>0</b>	<b>0</b>	<b>0</b>		<b>0</b>	<b>0</b>	<b>0</b>	<b>0</b>
<b>BIOLOGICAL ASSETS (NON-AGRICULTURAL ACTIVITIES)</b>								
Animals	0	0	0	5	0	0	0	0

Plant	0	0	0	35	0	0	0	0
TOTAL	0	0	0		0	0	0	0
GRAND TOTAL PPE	10,668,216	7,436,509	18,104,725		1,760,879	0	1,760,879	16,343,846



**GOMOA EAST DISTRICT ASSEMBLY  
SCHEDULE OF WORK-IN-PROGRESS  
ASSET AS AT 31ST DECEMBER,2024**

	BEGINNING BALANCES GH¢	ADDITIONS FOR THE PERIOD GH¢	COMPLETED WIP. GH¢	CLOSSING BALANCES GH¢
<b>BUILDINGS AND STRUCTURES WIP -</b>				
Buildings	0.00	0.00	0.00	0.00
WIP - Dest. Homes	0.00	0.00	0.00	0.00
WIP - Bungalows/Flat	1,725,202.63	23,831.53	0.00	1,749,034.16
WIP-Home of Aged	0.00	0.00	0.00	0.00
WIP-Palace	0.00	0.00	0.00	0.00
WIP-Barracks	0.00	0.00	0.00	0.00
WIP - Hospitals	0.00	0.00	0.00	0.00
WIP - Clinics	0.00	0.00	0.00	0.00
WIP - Health Centres	50,000.00	17,860.49	0.00	67,860.49
WIP - Day Care Centre	0.00	0.00	0.00	0.00
WIP - Office Buildings	60,494.82	0.00	0.00	60,494.82
WIP - School Buildings	494,623.67	22,168.84	0.00	516,792.51
WIP - Slaughter House	0.00	8,930.25	0.00	8,930.25
WIP-Recreational Park	0.00	0.00	0.00	0.00
WIP-Recreational Centres	0.00	0.00	0.00	0.00
WIP - Cemeteries	0.00	0.00	0.00	0.00
WIP - Toilets	0.00	0.00	0.00	0.00
WIP - Markets	203,575.00	-123,312.99	0.00	80,262.01
WIP - Car/Lorry Park	0.00	0.00	0.00	0.00
WIP - Bridges	0.00	150,126.28	0.00	150,126.28
WIP - Road Signals	0.00	0.00	0.00	0.00
WIP-Sports Stadium	0.00	0.00	0.00	0.00
WIP-Workshop	0.00	0.00	0.00	0.00
WIP - Police Post	0.00	0.00	0.00	0.00

WIP - Laboratories	0.00	0.00	0.00	0.00
WIP - Slaughter House	0.00	0.00	0.00	0.00
WIP-Railway Lines	0.00	0.00	0.00	0.00
TOTAL	2,533,896.12	99,604.40	0.00	2,633,500.52
OFFICE EQUIPMENT, FURNITURE AND FITTINGS				
WIP - Furniture and Fittings	19,364.00	0.00	0.00	19,364.00
TOTAL	19,364.00	0.00	0.00	19,364.00

**GOMOA EAST DISTRICT ASSEMBLY  
SCHEDULE OF WORK-IN-PROGRESS ASSET  
AS AT 31ST DECEMBER,2024**

	BEGINNING BALANCES GH¢	ADDITIONS FOR THE PERIOD GH¢	COMPLETED WIP. GH¢	CLOSSING BALANCES GH¢
INFORMATION COMMUNICATION TECHNOLOGY				
EQUIPMENT wip - Communication Techno	0.00	0.00	0.00	0.00
wip - Networking and ICT Eq	0.00	0.00	0.00	0.00
TOTAL	0.00	0.00	0.00	0.00
OTHER MACHINERY AND EQUIPMENT WIP - Agricultural				
Machiner	0.00	0.00	0.00	0.00
TOTAL	0.00	0.00	0.00	0.00
OIL RIGS				
WIP - Oil Rigs & Structures	0.00	0.00	0.00	0.00
TOTAL	0.00	0.00	0.00	0.00
LIBRARY BOOKS				
WIP - Learning and Training Supp	0.00	0.00	0.00	0.00
WIP - Library Materials (Curricul	0.00	0.00	0.00	0.00
TOTAL	0.00	0.00	0.00	0.00

TRANSPORT				
EQUIPMENT WIP -				
Ships and Vessels	0.00	0.00	0.00	0.00
WIP - Trains	0.00	0.00	0.00	0.00
TOTAL	0.00	0.00	0.00	0.00
INFRASTRUCTURE				
ASSETS WIP - Electrical				
Networks	0.00	0.00	0.00	0.00
WIP - Sewers	0.00	0.00	0.00	0.00
WIP - Landscaping and Gar	0.00	0.00	0.00	0.00
WIP - Utilities Networks	0.00	0.00	0.00	0.00
WIP - Runways	0.00	0.00	0.00	0.00
WIP - APRON and RAMP Are	0.00	0.00	0.00	0.00
WIP - Irrigation Systems	0.00	0.00	0.00	0.00
WIP - Water Systems	0.00	0.00	0.00	0.00

**GOMOA EAST DISTRICT ASSEMBLY**  
**SCHEDULE OF WORK-IN PROGRESS ASSET**  
**AS AT 31ST DECEMBER,2024**

	BEGINNING BALANCES GH¢	ADDITIONS FOR THE PERIOD GH¢	COMPLETED WIP. GH¢	CLOSSING BALANCES GH¢
WIP-Harbour and Landing Si	0.00	0.00	0.00	0.00
WIP- Sea Wall	0.00	0.00	0.00	0.00
WIP - Roads	0.00	0.00	0.00	0.00
WIP-Feeder Roads	0.00	0.00	0.00	0.00
WIP-Urban Roads	0.00	0.00	0.00	0.00
WIP-Highways	0.00	0.00	0.00	0.00
WIP-Drainage	0.00	0.00	0.00	0.00
TOTAL	0.00	0.00	0.00	0.00

INTANGIBLE ASSETS	WIP-	FIXED Computer			
Software	0.00	0.00	0.00	0.00	0.00
WIP- Patents	0.00	0.00	0.00	0.00	0.00
WIP- Trademarks	0.00	0.00	0.00	0.00	0.00
WIP- Copyrights	0.00	0.00	0.00	0.00	0.00
TOTAL	0.00	0.00	0.00	0.00	0.00
GRAND TOTAL	2,553,260.12	99,604.40	0.00	2,652,864.52	

GOMOA EAST DISTRICT ASSEMBLY  
SCHEDULE OF NON-FINANCIAL ASSET  
AS AT 31ST DECEMBER,2024

	BEGINNING BALANCES	ACQUISITIONS FOR THE PERIOD	TOTAL HISTORICAL COST	USEFUL LIFE	CURRENT YR. DEPRECIATION	DEPRECIATION B/F	ACCUMULATED DEPRECIATION	NET BOOK VALUE
	GH¢	GH¢	GH¢		GH¢	GH¢	GH¢	GH¢
INTANGIBLE ASSET								
Internally Generated								
Computer Software	0.00	0.00	0.00	7	0	0	0	0.00
Trademarks	0.00	0.00	0.00	7	0	0	0	0.00
Copyrights	0.00	0.00	0.00	7	0	0	0	0.00
TOTAL	0.00	0.00	0.00		0.00	0.00	0.00	0.00
Acquired Intangible								
Goodwill	0.00	0.00	0.00	7	0	0	0	0.00
Patents	0.00	0.00	0.00	7	0	0	0	0.00
Trademarks	0.00	0.00	0.00	7	0	0	0	0.00
Copyrights	0.00	0.00	0.00	7	0	0	0	0.00
Software	0.00	0.00	0.00	7	0	0	0	0.00
Computer Software	0.00	0.00	0.00	7	0	0.00	0	0.00
TOTAL	0.00	0.00	0.00		0.00	0.00	0.00	0.00
GRAND TOTAL	0.00	0.00	0.00		0.00	0.00	0.00	0.00
INTANGI								

**GOMOA EAST DISTRICT ASSEMBLY**  
**SCHEDULE OF INTERNALLY GENERATED FUND RECEIVED AGAINST**  
**APPROPRIATION FOR THE YEAR ENDED 31ST DECEMBER, 2024**

NATURAL	ITEM	BUDGET	BUDGET	BUDGET	BUDGET	BUDGET	ACTUAL	ACTUAL	ACTUAL	BUDGET	BUDGET
CODE	DESCRIPTION	APPROPRIATION GH¢	SUPPLEMENTARY GH¢	FINAL GH¢	MONTHLY GH¢	YTD GH¢	PREVIOUS PERIODS GH¢	CURRENT PERIOD GH¢	YEAR TO DATE GH¢	VARIANCES GH¢	BALANCE GH¢
<b>PROPERTY INCOME</b>											
1412000	Lands and Royalties										
1412001	Mineral Royalties	0	0	0	0	0	0	0	0	0	0
1412002	Concessions	0	0	0	0	0	0	0	0	0	0
1412003	Stool Land Revenue	0	0	0	0	0	0	212,375	212,375	-212,375	-212,375
1412004	Development and Building Permit Form	40,000	-20,000	20,000	1,667	20,000	0	0	0	20,000	40,000
1412009	Comm. Mast Permit	0	0	0	0	0	0	0	0	0	0
1412010	Additional Petroleum Entitlements	0	0	0	0	0	0	0	0	0	0
1412011	Petroleum Royalties	0	0	0	0	0	0	0	0	0	0
1412012	Other Royalties	0	0	0	0	0	0	0	0	0	0
1412013	Development Fee ( State Lands)	0	0	0	0	0	0	0	0	0	0
1412014	Income from Intellectual Property	0	0	0	0	0	0	0	0	0	0
1412015	Royalties	0	0	0	0	0	0	0	0	0	0
1412016	Timber Royalty	0	0	0	0	0	0	0	0	0	0
1412018	Other Inflows from Quasi Companies	0	0	0	0	0	0	0	0	0	0
1412020	Net Income	0	0	0	0	0	0	0	0	0	0
1412022	Property Rate	0	0	0	0	0	0	0	0	0	0
1412025	Mineral Royalty- Interest	0	0	0	0	0	0	0	0	0	0
1412026	Mineral Royalty- Penalties	0	0	0	0	0	0	0	0	0	0
1412027	Petroleum Royalty - Interest	0	0	0	0	0	0	0	0	0	0
1412028	Petroleum Royalty - Penalties	0	0	0	0	0	0	0	0	0	0
1412029	Participating Interest - Interest	0	0	0	0	0	0	0	0	0	0
1412030	Participating Interest - Penalties	0	0	0	0	0	0	0	0	0	0
1412031	Property Rate Arrears	0	0	0	0	0	0	0	0	0	0
1412032	Building Processing Charge	0	0	0	0	0	0	0	0	0	0
1412034	Approval Fees For Land Application	0	0	0	0	0	0	0	0	0	0
1412035	Change of Use Permit	0	0	0	0	0	0	0	0	0	0
<b>SUB TOTAL</b>		40,000	-20,000	20,000	1,667	20,000	0	212,375	212,375	-192,375	-172,375
											0
1413000	Rates			0	0	0					
1413001	Property Rate	349,000	551,000	900,000	75,000	900,000	0	665,096	665,096	234,904	-316,096
1413002	Basic Rate	1,500	8,500	10,000	833	10,000	0	6,203	6,203	3,797	-4,703

1413003	Special Rates	0	0	0	0	0	0	0	0	0	0
1413004	General Rates	0	0	0	0	0	0	0	0	0	0
1413005	Rates on other Possessions	0	0	0	0	0	0	0	0	0	0
1413006	Development Levy	0	0	0	0	0	0	0	0	0	0
SUB TOTAL		350,500	559,500	910,000	75,833	910,000	0	671,299	671,299	238,701	-320,799
						0					
SALE OF GOODS & SERVICES						0					
1415000	Rents of Land, Buildings, Houses and Investment Incomes			0	0	0					

**GOMOA EAST DISTRICT ASSEMBLY**  
**SCHEDULE OF INTERNALLY GENERATED FUND RECEIVED AGAINST**  
**APPROPRIATION FOR THE YEAR ENDED 31ST DECEMBER, 2024**

NATURAL	ITEM	BUDGET	BUDGET	BUDGET			ACTUAL	ACTUAL	ACTUAL	BUDGET	BUDGET
CODE	DESCRIPTION	APPROPRIATION	SUPPLEMENTARY	FINAL	BUDGET	BUDGET	PREVIOUS	CURRENT	YEAR TO DATE	VARIANCES	BALANCE
		GH¢	GH¢	GH¢	MONTHLY	YTD	PERIODS	PERIOD	GH¢	GH¢	GH¢
					GH¢	GH¢	GH¢	GH¢	GH¢	GH¢	GH¢
1415001	Concession Rent	0	0	0	0	0	0	0	0	0	0
1415002	Ground Rent	0	0	0	0	0	0	0	0	0	0
1415003	Petroleum Surface Rentals	0	0	0	0	0	0	0	0	0	0
1415004	Rent, Oil Concessions	0	0	0	0	0	0	0	0	0	0
1415005	Investment Income from Petroleum Fun	0	0	0	0	0	0	0	0	0	0
1415007	Other Receipts from petroleum Operatio	0	0	0	0	0	0	0	0	0	0
1415008	Investment Income	0	0	0	0	0	0	0	0	0	0
1415010	Interest on Loans	0	0	0	0	0	0	0	0	0	0
1415011	Other Investment Income	0	0	0	0	0	0	0	0	0	0
1415012	Rent on Assembly Building	0	0	0	0	0	0	0	0	0	0
1415013	Junior Staff Quarters	0	0	0	0	0	0	0	0	0	0
1415017	Parks	0	0	0	0	0	0	0	0	0	0
1415018	Club Houses	0	0	0	0	0	0	0	0	0	0
1415019	Transit Quarters	0	0	0	0	0	0	0	0	0	0
1415020	Educational Hall	0	0	0	0	0	0	0	0	0	0
1415022	Farms Rents	0	0	0	0	0	0	0	0	0	0
1415023	Free Zones Board Rent on Leased land	0	0	0	0	0	0	0	0	0	0

1415031	Hiring of Facilities	0	0	0	0	0	0	0	0	0	0
1415036	Mining Concession Rent	0	0	0	0	0	0	0	0	0	0
1415038	Rental of Facilities	0	0	0	0	0	0	0	0	0	0
1415041	Housing Rent	0	0	0	0	0	0	0	0	0	0
1415052	Market and Stores Rental	20,000	-10,000	10,000	833	10,000	0	6,940	6,940	3,060	13,060
1415053	Craft shop	0	0	0	0	0	0	0	0	0	0
1415058	Rent of Properties(Leasing)	15,000	0	15,000	1,250	15,000	0	164,770	164,770	-149,770	-149,770
1415063	Housing Rent	0	0	0	0	0	0	0	0	0	0
1415064	Leased Building	0	0	0	0	0	0	0	0	0	0
SUB TOTAL		35,000	-10,000	25,000	2,083	25,000	0	171,710	171,710	-146,710	-136,710
1422000	Licences					0					
1422001	Breweries/Distilleries	0	0	0	0	0	0	0	0	0	0
1422002	Herbalist License	1,000	-500	500	42	500	0	0	0	500	1,000
1422003	Hawkers License	0	0	0	0	0	0	0	0	0	0
1422004	Pet License	0	0	0	0	0	0	0	0	0	0
1422005	Restaurant/Chop Bar/Caterers	1,000	-500	500	42	500	0	4,720	4,720	-4,220	-3,720
1422006	Corn / Rice / Flour Miller	0	0	0	0	0	0	0	0	0	0
1422007	Liquor License	0	0	0	0	0	0	7,825	7,825	-7,825	-7,825
1422008	Business Centers	0	0	0	0	0	0	0	0	0	0
1422009	Bakers License	0	0	0	0	0	0	0	0	0	0
1422010	Bicycles/Tricycles/Motorcycles Dealers	0	0	0	0	0	0	0	0	0	0
1422011	Artisans	32,000	-20,000	12,000	1,000	12,000	0	16,898	16,898	-4,898	15,102
1422012	Kiosk License	100,000	-80,000	20,000	1,667	20,000	0	15,690	15,690	4,310	84,310
1422013	Sand and Stone Dealers Licence	100,000	-30,000	70,000	5,833	70,000	0	25,890	25,890	44,110	74,110

**GOMOA EAST DISTRICT ASSEMBLY**  
**SCHEDULE OF INTERNALLY GENERATED FUND RECEIVED AGAINST**  
**APPROPRIATION FOR THE YEAR ENDED 31ST DECEMBER,2024**

NATURAL	ITEM DESCRIPTION	BUDGET	BUDGET	BUDGET	BUDGET	BUDGET	ACTUAL	ACTUAL	ACTUAL	BUDGET	BUDGET
CODE		APPROPRIATION GH¢	SUPPLEMENTARY GH¢	FINAL GH¢	MONTHLY GH¢	YTD GH¢	PREVIOUS PERIODS GH¢	CURRENT PERIOD GH¢	YEAR TO DATE GH¢	VARIANCES GH¢	BALANCE GH¢
1422014	Charcoal / Firewood Dealers	0	0	0	0	0	0	0	0	0	0
1422015	Service/Filling Stations	50,000	0	50,000	4,167	50,000	0	54,615	54,615	-4,615	-4,615
1422016	Lottery Business	0	0	0	0	0	0	0	0	0	0
1422017	Hotel Services	60,000	-30,000	30,000	2,500	30,000	0	52,435	52,435	-22,435	7,565
1422018	Pharmacy / Chemical Sellers	6,000	-4,000	2,000	167	2,000	0	8,770	8,770	-6,770	-2,770



1422019	Timber Products	0	0	0	0	0	0	0	0	0	0
1422020	Commercial Vehicles	0	0	0	0	0	0	0	0	0	0
1422021	Manufacturing/Processing Companies	30,000	452,000	482,000	40,167	482,000	0	539,869	539,869	-57,869	-509,869
1422022	Canopy / Chairs / Bench	1,000	-500	500	42	500	0	0	0	500	1,000
1422023	Communication Sevices	0	0	0	0	0	0	0	0	0	0
1422024	Private Education Int.	30,000	0	30,000	2,500	30,000	0	37,078	37,078	-7,078	-7,078
1422025	Private Professionals	0	0	0	0	0	0	0	0	0	0
1422026	Private Health Facilities	20,000	-8,000	12,000	1,000	12,000	0	16,045	16,045	-4,045	3,955
1422027	Commercial Band / Dance Groups	0	0	0	0	0	0	0	0	0	0
1422028	Private Security	0	0	0	0	0	0	0	0	0	0
1422029	Mobile Sale Van	0	0	0	0	0	0	0	0	0	0
1422030	Entertainment Services	0	0	0	0	0	0	0	0	0	0
1422031	Wheel Trucks	0	0	0	0	0	0	0	0	0	0
1422032	Akpeteshie / Spirit Sellers	6,000	2,000	8,000	667	8,000	0	0	0	8,000	6,000
1422033	Stores	5,000	25,000	30,000	2,500	30,000	0	75,042	75,042	-45,042	-70,042
1422034	Hand Carts	0	0	0	0	0	0	0	0	0	0
1422035	District Weekly Lotto	0	0	0	0	0	0	0	0	0	0
1422036	Petrochemical Companies	0	0	0	0	0	0	7,000	7,000	-7,000	-7,000
1422037	Herbal Medicine	0	0	0	0	0	0	300	300	-300	-300
1422038	Dress Makers/Tailor Services	2,000	0	2,000	167	2,000	0	550	550	1,450	1,450
1422040	Bill Boards/Outdoor Advert	0	0	0	0	0	0	0	0	0	0
1422041	Taxi Licences	0	0	0	0	0	0	0	0	0	0
1422042	Second Hand Clothing	0	0	0	0	0	0	0	0	0	0
1422043	Vehicle Garage/Automobile Companies	0	0	0	0	0	0	0	0	0	0
1422044	Financial Institutions	20,000	-10,000	10,000	833	10,000	0	200	200	9,800	19,800
1422045	Commercial Houses/Departmental Store	0	0	0	0	0	0	0	0	0	0
1422046	Advertising Companies	0	0	0	0	0	0	0	0	0	0
1422047	Photographers and Video Operators	0	0	0	0	0	0	0	0	0	0
1422048	Shoe / Sandals Repairs	0	0	0	0	0	0	0	0	0	0
1422049	Fitters	0	0	0	0	0	0	0	0	0	0
1422050	Mattress Makers / Repairers	0	0	0	0	0	0	0	0	0	0
1422051	Millers	1,000	-500	500	42	500	0	0	0	500	1,000

1422052	Mechanics & Repairers	0	0	0	0	0	0	0	0	0	0
1422053	Block And Concrete Products	20,000	-15,000	5,000	417	5,000	0	11,280	11,280	-6,280	8,720
1422054	Cleaning/Laundry Services	1,000	-500	500	42	500	0	100	100	400	900
1422055	Printing Services / Photocopy	3,000	-2,000	1,000	83	1,000	0	0	0	1,000	3,000

**GOMOA EAST DISTRICT ASSEMBLY**  
**SCHEDULE OF INTERNALLY GENERATED FUND RECEIVED AGAINST**  
**APPROPRIATION FOR THE YEAR ENDED 31ST DECEMBER,2024**

NATURAL	ITEM	BUDGET	BUDGET	BUDGET	BUDGET	BUDGET	ACTUAL	ACTUAL	ACTUAL	BUDGET	BUDGET
CODE	DESCRIPTION	APPROPRIATION	SUPPLEMENTARY	FINAL	MONTHLY	YTD	PREVIOUS	CURRENT	YEAR TO DATE	VARIANCES	BALANCE
		GH¢	GH¢	GH¢	GH¢	GH¢	PERIODS	PERIOD	GH¢	GH¢	GH¢
							GH¢	GH¢			
1422056	Salt / Maize Sellers	0	0	0	0	0	0	0	0	0	0
1422057	Private Schools	0	0	0	0	0	0	0	0	0	0
1422058	Automobile Companies	0	0	0	0	0	0	0	0	0	0
1422059	Cocoa Residue Dealers	0	0	0	0	0	0	0	0	0	0
1422060	Airline Agents	0	0	0	0	0	0	0	0	0	0
1422062	Real Estate Agents	20,000	-19,000	1,000	83	1,000	0	1,000	1,000	0	19,000
1422063	Florists And Allied Products	0	0	0	0	0	0	0	0	0	0
1422066	Public Letter Writers	0	0	0	0	0	0	0	0	0	0
1422067	Alcoholic and non Alcoholic beverages	0	0	0	0	0	0	0	0	0	0
1422068	Kola Nut dealers	0	0	0	0	0	0	0	0	0	0
1422069	Private Recreational Parks	0	0	0	0	0	0	0	0	0	0
1422071	Business Providers	0	0	0	0	0	0	0	0	0	0
1422072	Contractor/Suppliers Registration	0	0	0	0	0	0	0	0	0	0
1422075	Chain Saw Operator	0	0	0	0	0	0	0	0	0	0
1422077	Drug Permit	0	0	0	0	0	0	0	0	0	0
1422078	Permit	0	0	0	0	0	0	0	0	0	0
1422079	Mining Operating Licence	0	0	0	0	0	0	0	0	0	0
1422080	Digging Permit	0	0	0	0	0	0	0	0	0	0
1422081	Prospecting/ Exploration Permit	0	0	0	0	0	0	0	0	0	0
1422086	Licensed Surveyors Reporting/Survey D	0	0	0	0	0	0	0	0	0	0

1422087	Hunting Licence	0	0	0	0	0	0	0	0	0	0
1422088	Free Zones Board Licence	0	0	0	0	0	0	0	0	0	0
1422089	Free Zones Board Resident Permit	0	0	0	0	0	0	0	0	0	0
1422090	Food and Drugs Permit	0	0	0	0	0	0	0	0	0	0
1422091	Exporters of General Goods Licence	0	0	0	0	0	0	0	0	0	0
1422092	Residence Permit	0	0	0	0	0	0	0	0	0	0
1422093	Entry Permit/visa	0	0	0	0	0	0	0	0	0	0
1422094	Permanent Residential Permit	0	0	0	0	0	0	0	0	0	0
1422095	Burial Permit for Deceased Brought in fr	0	0	0	0	0	0	0	0	0	0
1422096	Chemical Clearance Permit	0	0	0	0	0	0	0	0	0	0
1422097	Fish/Meat Clearance Permit	0	0	0	0	0	0	0	0	0	0
1422098	Environmental Impact Analysis/Env. Mg	0	0	0	0	0	0	0	0	0	0
1422099	Work Permit Fee	0	0	0	0	0	0	0	0	0	0
1422100	Import permit	0	0	0	0	0	0	0	0	0	0
1422104	Fishing Equipments Licence	0	0	0	0	0	0	0	0	0	0
1422109	Restaurant License	0	0	0	0	0	0	0	0	0	0
1422110	General Import and Export Services Pro	0	0	0	0	0	0	0	0	0	0
1422111	Abattior	0	0	0	0	0	0	0	0	0	0
1422112	Aluminum products	30,000	-20,000	10,000	833	10,000	0	0	0	10,000	30,000
1422113	Bridal House	0	0	0	0	0	0	0	0	0	0
1422114	Butchers license	0	0	0	0	0	0	0	0	0	0

GOMOA EAST DISTRICT ASSEMBLY											
SCHEDULE OF INTERNALLY GENERATED FUND RECEIVED AGAINST											
APPROPRIATION FOR THE YEAR ENDED 31ST DECEMBER,2024											
NATURAL	ITEM	BUDGET	BUDGET	BUDGET	BUDGET	BUDGET	ACTUAL	ACTUAL	ACTUAL	BUDGET	BUDGET
CODE	DESCRIPTION	APPROPRIATION	SUPPLEMENTARY	FINAL	MONTHLY	YTD	PREVIOUS	CURRENT	YEAR TO DATE	VARIANCES	BALANCE
		GH¢	GH¢	GH¢	GH¢	GH¢	PERIODS	PERIOD	GH¢	GH¢	GH¢
1422115	Cold storage facilities	5,000	0	5,000	417	5,000	0	250	250	4,750	4,750
1422117	Courier Services	0	0	0	0	0	0	0	0	0	0
1422118	Customs Bonded Warehouse/Container	0	0	0	0	0	0	0	0	0	0
1422119	Drilling Companies	0	0	0	0	0	0	0	0	0	0
1422120	Fish Farming	0	0	0	0	0	0	0	0	0	0
1422121	Freight Forwarding	0	0	0	0	0	0	0	0	0	0

1422122	Showrooms	0	0	0	0	0	0	0	0	0	0
1422123	Funeral Homes/Mortuaries/Undertakers	6,000	0	6,000	500	6,000	0	2,610	2,610	3,390	3,390
1422124	Job Placement Agency	0	0	0	0	0	0	0	0	0	0
1422125	Landscapers/Horticulturists	0	0	0	0	0	0	0	0	0	0
1422126	Market & Other Facilities Management C	0	0	0	0	0	0	0	0	0	0
1422127	Non Governmental Institution	0	0	0	0	0	0	0	0	0	0
1422128	Telecommunication Companies	50,000	-10,000	40,000	3,333	40,000	0	55,684	55,684	-15,684	-5,684
1422129	Transport Companies	0	0	0	0	0	0	0	0	0	0
1422130	Transport unions	0	0	0	0	0	0	0	0	0	0
1422131	Travel & Tour	0	0	0	0	0	0	0	0	0	0
1422132	Treatment/ Storage Plant	0	0	0	0	0	0	0	0	0	0
1422133	Bet & Game Centres Licence	0	0	0	0	0	0	0	0	0	0
1422134	Vertinary Licence	0	0	0	0	0	0	0	0	0	0
1422135	Online Trading	0	0	0	0	0	0	0	0	0	0
1422136	Paper Product Companies	0	0	0	0	0	0	0	0	0	0
1422137	Private meat van	0	0	0	0	0	0	0	0	0	0
1422138	Publishing House	0	0	0	0	0	0	0	0	0	0
1422139	wood fuel	0	0	0	0	0	0	0	0	0	0
1422140	Refuse Container Managers	0	0	0	0	0	0	0	0	0	0
1422141	Scrap Metal Dealers	0	0	0	0	0	0	0	0	0	0
1422142	Marketing Companies	0	0	0	0	0	0	0	0	0	0
1422143	Gold Business	0	0	0	0	0	0	0	0	0	0
1422144	Harbours	0	0	0	0	0	0	0	0	0	0
1422145	Haulage Companies	0	0	0	0	0	0	0	0	0	0
1422146	Film Production / Distribution	0	0	0	0	0	0	0	0	0	0
1422147	Embossement/Embroidery Services	0	0	0	0	0	0	0	0	0	0
1422148	Printing Services	0	0	0	0	0	0	0	0	0	0
1422149	Electronic/Media Services	10,000	-5,000	5,000	417	5,000	0	0	0	5,000	10,000
1422150	Electrical Fencing Companies	0	0	0	0	0	0	0	0	0	0
1422151	Hearse /Ambulance Service	0	0	0	0	0	0	0	0	0	0
1422152	Self Employed	0	0	0	0	0	0	0	0	0	0
1422153	Business Licence	0	0	0	0	0	0	0	0	0	0
1422154	Sale of Building Permit Jacket	0	0	0	0	0	0	29,780	29,780	-29,780	-29,780
1422155	Registration fee	0	0	0	0	0	0	0	0	0	0
1422156	Transfer Fee	0	0	0	0	0	0	0	0	0	0

**GOMOA EAST DISTRICT ASSEMBLY**  
**SCHEDULE OF INTERNALLY GENERATED FUND RECEIVED AGAINST**  
**APPROPRIATION FOR THE YEAR ENDED 31ST DECEMBER,2024**

NATURAL	ITEM DESCRIPTION	BUDGET	BUDGET	BUDGET	BUDGET	BUDGET	ACTUAL	ACTUAL	ACTUAL	BUDGET	BUDGET
CODE		APPROPRIATION	SUPPLEMENTARY	FINAL	MONTHLY	YTD	PREVIOUS PERIODS	CURRENT PERIOD	YEAR TO DATE	VARIANCES	BALANCE
		GH¢	GH¢	GH¢	GH¢	GH¢	GH¢	GH¢	GH¢	GH¢	GH¢

1422157	Building Plans / Permit	1,700,000	200,000	1,900,000	158,333	1,900,000	0	1,576,684	1,576,684	323,316	123,316
1422158	River Sand	0	0	0	0	0	0	0	0	0	0
1422159	Comm. Mast Permit	0	0	0	0	0	0	0	0	0	0
1422160	Game Viewing/Commercial TV Viewing C	0	0	0	0	0	0	0	0	0	0
1422161	Slaughter Licence (Private)	0	0	0	0	0	0	0	0	0	0
1422162	Art Gallery Licence	0	0	0	0	0	0	0	0	0	0
1422163	Arts & Handicraft Dealers Licence	0	0	0	0	0	0	0	0	0	0
1422164	Auctioning Firms/Agencies / Auctioneer	0	0	0	0	0	0	0	0	0	0
1422165	Arc/Argon (Aluminium)/Plastic Welders	0	0	0	0	0	0	0	0	0	0
1422166	Auto Upholstery Licence	0	0	0	0	0	0	0	0	0	0
1422167	Vulcanisers Licence	0	0	0	0	0	0	0	0	0	0
1422168	Barbering Shops (Floor space and numb	0	0	0	0	0	0	0	0	0	0
1422169	Sanitary Facilities - Private	0	0	0	0	0	0	0	0	0	0
1422170	Agro Business Dealers Licence	0	0	0	0	0	0	0	0	0	0
1422171	Bicycles/Tricycles/Motorcycles Parts Sa	0	0	0	0	0	0	0	0	0	0
1422172	Bicycle Tricycle/ Motorcycle Repairers	0	0	0	0	0	0	0	0	0	0
1422173	Blacksmith Licence	0	0	0	0	0	0	0	0	0	0
1422174	Boat/Canoe Operators Licence	0	0	0	0	0	0	0	0	0	0
1422175	Bolt and Nut Dealers Licence	0	0	0	0	0	0	0	0	0	0
1422176	Building Materials	0	0	0	0	0	0	0	0	0	0
1422177	Building Material Dealers ? Retail Licenc	20,000	-15,000	5,000	417	5,000	0	5,540	5,540	-540	14,460
1422178	Car Washing Bay Licence	0	0	0	0	0	0	0	0	0	0
1422179	Carpentry and Joinry Service Licence	0	0	0	0	0	0	0	0	0	0
1422180	Casino and Slot Machines (Gaming) Lice	0	0	0	0	0	0	0	0	0	0
1422181	Catering/School Feeding Licence	0	0	0	0	0	0	0	0	0	0
1422182	CD Sellers (Audio/Video) Licence	0	0	0	0	0	0	0	0	0	0
1422183	Cement & Limestone Factories Licence	0	0	0	0	0	0	0	0	0	0
1422184	Ceramics/Pottery Producers/Sellers Lic	0	0	0	0	0	0	0	0	0	0
1422185	Ceremonial Hiring Services	0	0	0	0	0	0	0	0	0	0
1422186	Chandlery (shipping supplies) Services L	0	0	0	0	0	0	0	0	0	0
1422187	Cigarette Dealers Licence	0	0	0	0	0	0	0	0	0	0

1422188	Cocoa/ Shea Nut/Cotton Buying Compan	0	0	0	0	0	0	0	0	0	0
1422189	Coconut Oil Production/Sales Licence	0	0	0	0	0	0	0	0	0	0
1422190	Coffee/Cashew Buying Companies Licen	0	0	0	0	0	0	0	0	0	0
1422191	Coffin Dealers Licence	0	0	0	0	0	0	0	0	0	0
1422192	Cola Nut Dealers	0	0	0	0	0	0	0	0	0	0
1422193	Commercialised State Companies/ Corp	0	0	0	0	0	0	0	0	0	0
1422194	Condiments/Confectioneries (e.g. Biscui	0	0	0	0	0	0	0	0	0	0
1422195	Console (Consul) Games Operators Licen	0	0	0	0	0	0	0	0	0	0
1422196	Cooking/Household Utensil Sales Licenc	0	0	0	0	0	0	0	0	0	0
1422197	Body Care Products Licence	0	0	0	0	0	0	0	0	0	0

<p style="text-align: center;"><b>GOMOA EAST DISTRICT ASSEMBLY</b>  <b>SCHEDULE OF INTERNALLY GENERATED FUND RECEIVED AGAINST</b>  <b>APPROPRIATION FOR THE YEAR ENDED 31ST DECEMBER,2024</b></p>											
NATURAL	ITEM	BUDGET	BUDGET	BUDGET	BUDGET	BUDGET	ACTUAL	ACTUAL	ACTUAL	BUDGET	BUDGET
CODE	DESCRIPTION	APPROPRIATION	SUPPLEMENTARY	FINAL	MONTHLY	YTD	PREVIOUS	CURRENT	YEAR TO DATE	VARIANCES	BALANCE
		GH¢	GH¢	GH¢	GH¢	GH¢	PERIODS	PERIOD	GH¢	GH¢	GH¢
							GH¢	GH¢			
1422198	Curtains/Carpets etc. Sales Licence	0	0	0	0	0	0	0	0	0	0
1422199	Dog Licence	0	0	0	0	0	0	0	0	0	0
1422200	Dressmakers/Tailors (Industrial) Licenc	0	0	0	0	0	0	0	0	0	0
1422201	Dressmakers/Tailors (Non-Industrial) Li	0	0	0	0	0	0	0	0	0	0
1422202	Driving Schools Operational Licence	0	0	0	0	0	0	0	0	0	0
1422203	Non-GES Regulated Institutions Licence	0	0	0	0	0	0	0	0	0	0
1422204	Egg Dealers Licence	0	0	0	0	0	0	0	0	0	0
1422205	Electrical Appliances Licence	0	0	0	0	0	0	0	0	0	0
1422206	Electrical Security Fencing Companies	0	0	0	0	0	0	0	0	0	0
1422207	Electronic/Home Appliances/Shops Lice	0	0	0	0	0	0	0	0	0	0
1422208	Electronic/Home Appliance Parts Dealer	0	0	0	0	0	0	0	0	0	0
1422209	Electronic Media (Radio) Operators Lice	0	0	0	0	0	0	0	0	0	0

1422210	Electronic Media (Television) Operators	0	0	0	0	0	0	0	0	0	0
1422211	Engineering Laboratories Licence	0	0	0	0	0	0	0	0	0	0
1422212	Fabric Dealers ? Manufacturing Licenc	0	0	0	0	0	0	0	0	0	0
1422213	Fabric Dealers ? Sales Licence	0	0	0	0	0	0	0	0	0	0
1422214	Financial Institutions (Non-Banking) Lice	0	0	0	0	0	0	0	0	0	0
1422215	Fishing Nets and Accessories Dealers Li	0	0	0	0	0	0	0	0	0	0
1422216	Funeral ? Undertaker?s Licence	0	0	0	0	0	0	0	0	0	0
1422217	Furniture Showroom Licence	0	0	0	0	0	0	0	0	0	0
1422218	General Goods - Sales (e.g. Generator, W	0	0	0	0	0	0	0	0	0	0
1422219	Gift Shops Licence	0	0	0	0	0	0	0	0	0	0
1422220	Glass Sellers (Tinted/Plain) Licence	0	0	0	0	0	0	0	0	0	0
1422221	Graphic Design Companies Licence	0	0	0	0	0	0	0	0	0	0
1422222	Hair & Beauty Service Providers Licenc	0	0	0	0	0	0	0	0	0	0
1422223	Ice Cream/Yoghurt Dealers Licence	0	0	0	0	0	0	0	0	0	0
1422224	Interior/Event Decorators Licence	0	0	0	0	0	0	0	0	0	0
1422225	Jewellery Shops Licence	0	0	0	0	0	0	0	0	0	0
1422226	Jewellery Repairers (watches/bracelets	0	0	0	0	0	0	0	0	0	0
1422227	Key Technicians/Cutters Licence	0	0	0	0	0	0	0	0	0	0
1422228	Livestock Farms Licence	0	0	0	0	0	6,300	6,300	-6,300	-6,300	-6,300
1422229	Media Houses Licence	0	0	0	0	0	0	0	0	0	0
1422230	Medical Supply Companies Licence	0	0	0	0	0	0	0	0	0	0
1422231	Mineral Water Manufacturing/Processin	0	0	0	0	0	0	0	0	0	0
1422232	Mineral Water Distribution/Sales Licenc	0	0	0	0	0	0	0	0	0	0
1422233	Mineral Marketing Companies Licence	0	0	0	0	0	0	0	0	0	0
1422234	Mining Sub-Contractors Licence	0	0	0	0	0	0	0	0	0	0
1422235	Mobile Phone & Accessories Sales/Asse	0	0	0	0	0	0	0	0	0	0
1422236	Mobile Phone Cards Sales Licence	0	0	0	0	0	0	0	0	0	0
1422237	Musical Instrument Sales Licence	0	0	0	0	0	0	0	0	0	0
1422238	Non-Governmental Institutions (Renewa	0	0	0	0	0	0	0	0	0	0

**GOMOA EAST DISTRICT ASSEMBLY**  
**SCHEDULE OF INTERNALLY GENERATED FUND RECEIVED AGAINST**  
**APPROPRIATION FOR THE YEAR ENDED 31ST DECEMBER,2024**

NATURAL	ITEM	BUDGET	BUDGET	BUDGET	BUDGET	BUDGET	ACTUAL	ACTUAL	ACTUAL	BUDGET	BUDGET
CODE	DESCRIPTION	APPROPRIATION	SUPPLEMENTARY	FINAL	MONTHLY	YTD	PREVIOUS	CURRENT	YEAR TO DATE	VARIANCES	BALANCE
		GH¢	GH¢	GH¢	GH¢	GH¢	PERIODS	PERIOD	GH¢	GH¢	GH¢
							GH¢	GH¢			
1422239	Palm/Kernel Oil Extraction Companies L	0	0	0	0	0	0	0	0	0	0
1422240	Petrochemical Companies Licence	0	0	0	0	0	0	0	0	0	0
1422241	Pharmaceutical Companies Licence	0	0	0	0	0	0	0	0	0	0
1422242	Plastic Processing and Manufacturing C	0	0	0	0	0	0	0	0	0	0
1422243	Plastic Product Sales/ Water Tanks Sup	0	0	0	0	0	0	0	0	0	0
1422244	Plywood Manufacturers Licence	0	0	0	0	0	0	0	0	0	0
1422245	Plywood Sellers Licence	0	0	0	0	0	0	0	0	0	0
1422246	Poultry Farms Licence	0	0	0	0	0	0	0	0	0	0
1422247	Energy Suppliers/Dealers	0	0	0	0	0	0	0	0	0	0
1422248	Real Estate Operators Licence	0	0	0	0	0	0	0	0	0	0
1422249	Recycling Plants/Companies Licence	0	0	0	0	0	0	0	0	0	0
1422250	Rubber Stamp Makers Licence	0	0	0	0	0	0	0	0	0	0
1422251	Safety Goods/Accessories (Workplace R	0	0	0	0	0	0	0	0	0	0
1422252	Safety Goods/Accessories (Health Relat	0	0	0	0	0	0	0	0	0	0
1422253	Shipping Companies Licence	0	0	0	0	0	0	0	0	0	0
1422254	Signage Dealers	0	0	0	0	0	0	0	0	0	0
1422255	Signage Writers Licence	0	0	0	0	0	0	0	0	0	0
1422256	Software Development/ Software Suppo	0	0	0	0	0	0	0	0	0	0
1422257	Solar Energy Dealers Licence	0	0	0	0	0	0	0	0	0	0
1422258	Spare Parts Sales Outlets (New) Licence	0	0	0	0	0	0	0	0	0	0
1422259	Spare Parts Sales Outlets(Second-hand	0	0	0	0	0	0	0	0	0	0
1422260	Straw Basket Weavers and Sales Licenc	0	0	0	0	0	0	0	0	0	0
1422261	Terrazzo Making Licence	0	0	0	0	0	0	0	0	0	0
1422262	Tyre/Battery Dealers ? New Licence	0	0	0	0	0	0	0	0	0	0



1422263	Tyre/Battery Dealers ? Used Licence	0	0	0	0	0	0	0	0	0	0
1422264	Urinal Operators ( Private) Licence	0	0	0	0	0	0	0	0	0	0
1422265	Utility Vendors Licence	0	0	0	0	0	0	0	0	0	0
1422266	Vehicle - Private Examination Centres L	0	0	0	0	0	0	0	0	0	0
1422267	Veterinary Clinic/Hospital Licence	0	0	0	0	0	0	0	0	0	0
1422268	Warehouse (Private) Licence	0	0	0	0	0	0	0	0	0	0
1422269	Windscreen Dealers Licence	0	0	0	0	0	0	0	0	0	0
1422270	Automobile & Part Dealers	0	0	0	0	0	0	0	0	0	0
1422271	Airline Offices/Operators	0	0	0	0	0	0	0	0	0	0
1422272	Aluminium Pot Dealers ( Dadesen?)	0	0	0	0	0	0	0	0	0	0
1422273	Boutiques	0	0	0	0	0	0	0	0	0	0
1422274	Building Permit Renewal	0	0	0	0	0	0	0	0	0	0
1422275	Temporary Structue Permit	20,000	20,000	40,000	3,333	40,000	0	0	0	40,000	20,000
1422276	Change of Use Permit	0	0	0	0	0	0	0	0	0	0
1422277	Aluminium Fabricators (Doors/Windows	0	0	0	0	0	0	0	0	0	0
1422278	Aluminium Products	0	0	0	0	0	0	0	0	0	0
1422279	Bags and Suitcases Dealers	0	0	0	0	0	0	0	0	0	0

<p style="text-align: center;"><b>GOMOA EAST DISTRICT ASSEMBLY</b>  <b>SCHEDULE OF INTERNALLY GENERATED FUND RECEIVED AGAINST</b>  <b>APPROPRIATION FOR THE YEAR ENDED 31ST DECEMBER,2024</b></p>											
NATURAL	ITEM	BUDGET	BUDGET	BUDGET	BUDGET	BUDGET	ACTUAL	ACTUAL	ACTUAL	BUDGET	BUDGET
CODE	DESCRIPTION	APPROPRIATION	SUPPLEMENTARY	FINAL	MONTHLY	YTD	PREVIOUS	CURRENT	YEAR TO DATE	VARIANCES	BALANCE
		GH¢	GH¢	GH¢	GH¢	GH¢	PERIODS	PERIOD	GH¢	GH¢	GH¢
							GH¢	GH¢			
1422280	Stationery and Office Supplies Dealers	0	0	0	0	0	0	0	0	0	0
1422281	Construction Artisans Licence	0	0	0	0	0	0	0	0	0	0
1422282	Feed Sellers Licence	0	0	0	0	0	0	0	0	0	0
1422283	Tourism Licenced Facilities	0	0	0	0	0	0	0	0	0	0
1422284	Optical Services Licence	0	0	0	0	0	0	0	0	0	0
1422285	Metal Fabricators	0	0	0	0	0	0	0	0	0	0
1422286	Leather Works Licence	0	0	0	0	0	0	0	0	0	0
1422287	CD Sellers (Audio/Video) Licence	0	0	0	0	0	0	0	0	0	0

1422288	Waste Management Companies	0	0	0	0	0	0	0	0	0	0
1422289	Beads Dealers	0	0	0	0	0	0	0	0	0	0
1422290	Gas Cylinder/ Stoves & Accessory Deale	0	0	0	0	0	0	0	0	0	0
1422291	Grain Distributors	0	0	0	0	0	0	0	0	0	0
1422292	Machine Shops (Workshop for making o	0	0	0	0	0	0	0	0	0	0
1422293	Machine Sharpening Operators	0	0	0	0	0	0	0	0	0	0
1422294	Rubber Cutting Machine Operators	0	0	0	0	0	0	0	0	0	0
1423000	<b>SUB TOTAL</b>	<b>2,350,000</b>	<b>428,500</b>	<b>2,778,500</b>	<b>231,542</b>	<b>2,778,500</b>	<b>0</b>	<b>2,552,154</b>	<b>2,552,154</b>	<b>226,346</b>	<b>-202,154</b>
	Fees			0	0	0					
1423001	Markets Tolls	20,000	-10,000	10,000	833	10,000	0	14,749	14,749	-4,749	5,251
1423002	Livestock / Kraals	3,000	-2,000	1,000	83	1,000	0	0	0	1,000	3,000
1423004	Sale of Poultry	0	0	0	0	0	0	0	0	0	0
1423005	Registration /Renewal of Contractors	38,500	-30,000	8,500	708	8,500	0	0	0	8,500	38,500
1423006	Burial Fees	0	0	0	0	0	0	0	0	0	0
1423009	Billboard/Signage Offences	35,000	35,000	70,000	5,833	70,000	0	66,560	66,560	3,440	-31,560
1423010	Export of Commodities	15,000	5,000	20,000	1,667	20,000	0	46,995	46,995	-26,995	-31,995
1423011	Marriage Registration	10,000	-8,000	2,000	167	2,000	0	2,800	2,800	-800	7,200
1423012	Sanitary Facilities	0	0	0	0	0	0	0	0	0	0
1423013	Refuse Collection	30,000	0	30,000	2,500	30,000	0	14,890	14,890	15,110	15,110
1423014	Dislodging Fees	0	0	0	0	0	0	0	0	0	0
1423015	On-Street Parking Fees	0	0	0	0	0	0	0	0	0	0
1423016	Industry Operations Fee	0	0	0	0	0	0	0	0	0	0
1423018	Loading Fees	0	0	0	0	0	0	0	0	0	0
1423019	Education Fees	0	0	0	0	0	0	0	0	0	0
1423020	Professional Fees	0	0	0	0	0	0	0	0	0	0
1423021	Wood Carving	0	0	0	0	0	0	0	0	0	0
1423022	Chipping Const.	0	0	0	0	0	0	0	0	0	0
1423024	Mineral Prospect	0	0	0	0	0	0	0	0	0	0
1423025	Environmental Health Inspection&Certif	0	0	0	0	0	0	0	0	0	0
1423026	Consignment Transit Fee	0	0	0	0	0	0	0	0	0	0
1423027	Aboticaba Fee	0	0	0	0	0	0	0	0	0	0
1423028	Abstract Fee	0	0	0	0	0	0	0	0	0	0
1423029	Academic Facility user Fee	0	0	0	0	0	0	0	0	0	0

**GOMOA EAST DISTRICT ASSEMBLY**  
**SCHEDULE OF INTERNALLY GENERATED FUND RECEIVED AGAINST**  
**APPROPRIATION FOR THE YEAR ENDED 31ST**  
**DECEMBER,2024**

NATURAL	ITEM	BUDGET	BUDGET	BUDGET			ACTUAL	ACTUAL	ACTUAL	BUDGET	BUDGET
CODE	DESCRIPTION	APPROPRIATION	SUPPLEMENTARY	FINAL	BUDGET	BUDGET	PREVIOUS	CURRENT	YEAR TO DATE	VARIANCES	BALANCE
		GH¢	GH¢	GH¢	MONTHLY	YTD	PERIODS	PERIOD	GH¢	GH¢	GH¢
					GH¢	GH¢	GH¢	GH¢			
1423030	Accident Report Fee	0	0	0	0	0	0	0	0	0	0
1423031	Academic Certificate	0	0	0	0	0	0	0	0	0	0
1423032	Accommodation Fees	0	0	0	0	0	0	0	0	0	0
1423034	Accreditation Fee	0	0	0	0	0	0	0	0	0	0
1423035	Administrative charges	0	0	0	0	0	0	0	0	0	0
1423036	Administrative Searches	0	0	0	0	0	0	0	0	0	0
1423037	Admission Fee	0	0	0	0	0	0	0	0	0	0
1423038	Adoption Fee	0	0	0	0	0	0	0	0	0	0
1423043	Alien Registration	0	0	0	0	0	0	0	0	0	0
1423045	Alteration in Death Register	0	0	0	0	0	0	0	0	0	0
1423046	Alteration in Registering of Births	0	0	0	0	0	0	0	0	0	0
1423047	Ambulance Fee	0	0	0	0	0	0	0	0	0	0
1423048	Amendment of Bye-Laws	0	0	0	0	0	0	0	0	0	0
1423050	Announcements Fee	0	0	0	0	0	0	0	0	0	0
1423051	Apprenticeship Training Fee	0	0	0	0	0	0	0	0	0	0
1423052	Approval of site plan	0	0	0	0	0	0	0	0	0	0
1423053	Arms and Ammunitions	0	0	0	0	0	0	0	0	0	0
1423054	Assaying	0	0	0	0	0	0	0	0	0	0
1423055	Assignment Fee	0	0	0	0	0	0	0	0	0	0
1423056	Attestation Fee	0	0	0	0	0	0	0	0	0	0
1423057	Auction of Timber	0	0	0	0	0	0	0	0	0	0
1423058	Auction Sales	0	0	0	0	0	0	0	0	0	0
1423059	Auctioneers	0	0	0	0	0	0	0	0	0	0
1423060	Audit Inspection	0	0	0	0	0	0	0	0	0	0
1423062	Authentication/Attestation Fee	0	0	0	0	0	0	0	0	0	0
1423063	Seedlings	0	0	0	0	0	0	0	0	0	0
1423064	Badges	0	0	0	0	0	0	0	0	0	0
1423065	Bailif service Fee	0	0	0	0	0	0	0	0	0	0

1423066	Mileage Claims	0	0	0	0	0	0	0	0	0	0
1423068	User Fee (Domestic)	0	0	0	0	0	0	0	0	0	0
1423071	Sale of Blood	0	0	0	0	0	0	0	0	0	0
1423072	Service Fee	0	0	0	0	0	0	0	0	0	0
1423073	Bond Form	0	0	0	0	0	0	0	0	0	0
1423075	Boreholes Proceeds	0	0	0	0	0	0	0	0	0	0
1423076	Bridge and Roads Tolls	10,000	-2,000	8,000	667	8,000	0	0	0	8,000	10,000
1423077	Change of Business Name	0	0	0	0	0	0	0	0	0	0
1423078	Business registration	15,000	85,000	100,000	8,333	100,000	0	102,500	102,500	-2,500	-87,500
1423079	C.T. Scan	0	0	0	0	0	0	0	0	0	0
1423080	Cadastral Plans	0	0	0	0	0	0	0	0	0	0
1423081	Third Party Deductions	0	0	0	0	0	0	0	0	0	0
1423082	Camera Fee	0	0	0	0	0	0	0	0	0	0

<p style="text-align: center;"><b>GOMOA EAST DISTRICT ASSEMBLY</b>  <b>SCHEDULE OF INTERNALLY GENERATED FUND RECEIVED AGAINST</b>  <b>APPROPRIATION FOR THE YEAR ENDED 31ST DECEMBER, 2024</b></p>											
NATURAL	ITEM DESCRIPTION	BUDGET	BUDGET	BUDGET	BUDGET	BUDGET	ACTUAL	ACTUAL	ACTUAL	BUDGET	BUDGET
CODE		APPROPRIATION	SUPPLEMENTARY	FINAL	MONTHLY	YTD	PREVIOUS PERIODS	CURRENT PERIOD	YEAR TO DATE	VARIANCES	BALANCE
		GH¢	GH¢	GH¢	GH¢	GH¢	GH¢	GH¢	GH¢	GH¢	GH¢
1423083	Camping Fee	0	0	0	0	0	0	0	0	0	0
1423084	Capsid control (workshop charges spare	0	0	0	0	0	0	0	0	0	0
1423085	Vehicle Reflective Tape	0	0	0	0	0	0	0	0	0	0
1423086	Vehicle Stickers for Embossment	25,000	-9,000	16,000	1,333	16,000	0	9,745	9,745	6,255	15,255
1423087	Car towing	0	0	0	0	0	0	0	0	0	0
1423088	Cardiology	0	0	0	0	0	0	0	0	0	0
1423089	Care Passes	0	0	0	0	0	0	0	0	0	0
1423090	Casino and Slot Machines (Gaming)	0	0	0	0	0	0	0	0	0	0
1423091	Castration	0	0	0	0	0	0	0	0	0	0
1423092	Catering services	0	0	0	0	0	0	0	0	0	0
1423096	Certificate of Sale and Manufacturing	0	0	0	0	0	0	0	0	0	0
1423097	Certification	0	0	0	0	0	0	0	0	0	0
1423100	Chemical Regulation Certificates	0	0	0	0	0	0	0	0	0	0
1423101	Chemistry Laboratory Services	0	0	0	0	0	0	0	0	0	0
1423102	Cinnamon Seedlings	0	0	0	0	0	0	0	0	0	0
1423103	Citizenship Registration	0	0	0	0	0	0	0	0	0	0
1423104	Naturalisation	0	0	0	0	0	0	0	0	0	0
1423105	Citrus seedlings	0	0	0	0	0	0	0	0	0	0
1423106	Civil Service Examination Fee	0	0	0	0	0	0	0	0	0	0
1423107	Clearance	0	0	0	0	0	0	0	0	0	0

1423108	Medical Examination/treatment	0	0	0	0	0	0	0	0	0	0
1423109	Clinical Trial	0	0	0	0	0	0	0	0	0	0
1423110	Coconut Seedlings	0	0	0	0	0	0	0	0	0	0
1423111	Cocoyam Fufu Powder	0	0	0	0	0	0	0	0	0	0
1423112	Color Analyses	0	0	0	0	0	0	0	0	0	0
1423113	Commercial Sales (Cereals)	0	0	0	0	0	0	0	0	0	0
1423114	Commercial Sales (Maize)	0	0	0	0	0	0	0	0	0	0
1423115	Commission on sales	0	0	0	0	0	0	0	0	0	0
1423116	Commitment Fee	0	0	0	0	0	0	0	0	0	0
1423117	Compost Bag	0	0	0	0	0	0	0	0	0	0
1423118	Computer Maintenance Fee	0	0	0	0	0	0	0	0	0	0
1423119	Conference Fee	0	0	0	0	0	0	0	0	0	0
1423120	Conference Hall	0	0	0	0	0	0	0	0	0	0
1423121	Confirmation Fee	0	0	0	0	0	0	0	0	0	0
1423122	Confirmation of Results	0	0	0	0	0	0	0	0	0	0
1423123	Consent (stool lands)	0	0	0	0	0	0	0	0	0	0
1423124	Consent Fee- State Lands	0	0	0	0	0	0	0	0	0	0
1423125	Consent Fee-State Lands	0	0	0	0	0	0	0	0	0	0
1423126	Consent Fee-Stool Lands	0	0	0	0	0	0	0	0	0	0
1423127	Consideration Fee	0	0	0	0	0	0	0	0	0	0
1423128	Consular Fee	0	0	0	0	0	0	0	0	0	0

**GOMOA EAST DISTRICT ASSEMBLY**  
**SCHEDULE OF INTERNALLY GENERATED FUND RECEIVED AGAINST**  
**APPROPRIATION FOR THE YEAR ENDED 31ST DECEMBER,2024**

NATURAL	ITEM	BUDGET	BUDGET	BUDGET	BUDGET	BUDGET	ACTUAL	ACTUAL	ACTUAL	BUDGET	BUDGET
CODE	DESCRIPTION	APPROPRIATION	SUPPLEMENTARY	FINAL	BUDGET	BUDGET	PREVIOUS	CURRENT	YEAR TO DATE	VARIANCES	BALANCE
		GH¢	GH¢	GH¢	MONTHLY	YTD	PERIODS	PERIOD	GH¢	GH¢	GH¢
					GH¢	GH¢					
1423129	Consultancy Fee	0	0	0	0	0	0	0	0	0	0
1423130	Consultation Fee	0	0	0	0	0	0	0	0	0	0
1423131	Consumables	0	0	0	0	0	0	0	0	0	0
1423132	Contractors registration Fee	0	0	0	0	0	0	0	0	0	0
1423133	Corporate Training	0	0	0	0	0	0	0	0	0	0
1423134	Course Fee	0	0	0	0	0	0	0	0	0	0
1423135	Court Fee	0	0	0	0	0	0	0	0	0	0
1423136	Criminal check	0	0	0	0	0	0	0	0	0	0
1423137	Customary Fee	0	0	0	0	0	0	0	0	0	0
1423138	Day Care Centre Fee	0	0	0	0	0	0	0	0	0	0

1423139	Deeds Registration	0	0	0	0	0	0	0	0	0	0
1423140	Delivery	0	0	0	0	0	0	0	0	0	0
1423141	Demarcation	0	0	0	0	0	0	0	0	0	0
1423142	Additional Qualification Fee	0	0	0	0	0	0	0	0	0	0
1423143	Dental Fee	0	0	0	0	0	0	0	0	0	0
1423144	Dept of Cooperatives Books	0	0	0	0	0	0	0	0	0	0
1423145	Destination Inspection	0	0	0	0	0	0	0	0	0	0
1423146	Destination Inspection of imported high	0	0	0	0	0	0	0	0	0	0
1423147	Destruction Fee	0	0	0	0	0	0	0	0	0	0
1423148	Advance Physician Assistants Retention	20,000	80,000	100,000	8,333	100,000	0	113,954	113,954	-13,954	-93,954
1423149	Deworming	0	0	0	0	0	0	0	0	0	0
1423150	Diagnostic Centre	0	0	0	0	0	0	0	0	0	0
1423151	Dialysis	0	0	0	0	0	0	0	0	0	0
1423157	Donation	0	0	0	0	0	0	0	0	0	0
1423158	Vehicle Number Plate	0	0	0	0	0	0	0	0	0	0
1423159	Dressing and Injections	0	0	0	0	0	0	0	0	0	0
1423160	Drug Register	0	0	0	0	0	0	0	0	0	0
1423161	Drug revenue earned	0	0	0	0	0	0	0	0	0	0
1423162	Drugs (incl. Anaesthesia)	0	0	0	0	0	0	0	0	0	0
1423163	Drying Fee	0	0	0	0	0	0	0	0	0	0
1423164	Certification (B&D)	0	0	0	0	0	0	0	0	0	0
1423165	Ear, Nose and Throat	0	0	0	0	0	0	0	0	0	0
1423166	ECG and EEG	0	0	0	0	0	0	0	0	0	0
1423167	Economic value	0	0	0	0	0	0	0	0	0	0
1423168	ECOWAS Booklet	0	0	0	0	0	0	0	0	0	0
1423169	Educational Programme	0	0	0	0	0	0	0	0	0	0
1423170	Educational Visit	0	0	0	0	0	0	0	0	0	0
1423171	Endorsement	0	0	0	0	0	0	0	0	0	0
1423172	Enrolment Fee	0	0	0	0	0	0	0	0	0	0
1423173	Entrance Fee	0	0	0	0	0	0	0	0	0	0
1423174	Establishment of Industries	0	0	0	0	0	0	0	0	0	0

**GOMOA EAST DISTRICT ASSEMBLY**  
**SCHEDULE OF INTERNALLY GENERATED FUND RECEIVED AGAINST**  
**APPROPRIATION FOR THE YEAR ENDED 31ST DECEMBER, 2024**

NATURAL	ITEM	BUDGET	BUDGET	BUDGET			ACTUAL	ACTUAL	ACTUAL	BUDGET	BUDGET
CODE	DESCRIPTION	APPROPRIATION	SUPPLEMENTARY	FINAL	BUDGET	BUDGET	PREVIOUS	CURRENT	YEAR TO DATE	VARIANCES	BALANCE
		GH¢	GH¢	GH¢	MONTHLY	YTD	PERIODS	PERIOD	GH¢	GH¢	GH¢
					GH¢	GH¢	GH¢	GH¢			

1423175	Examination Fee	0	0	0	0	0	0	0	0	0	0
1423176	Exhibition/Trade Fee	0	0	0	0	0	0	0	0	0	0
1423177	Exhibition Hall Bookings	0	0	0	0	0	0	0	0	0	0
1423178	Exhumation and Reburial	0	0	0	0	0	0	0	0	0	0
1423179	Exportation of Remains	0	0	0	0	0	0	0	0	0	0
1423180	Exporters Registration Fee	0	0	0	0	0	0	0	0	0	0
1423181	Advance Retention	0	0	0	0	0	0	0	0	0	0
1423182	Eye Care	0	0	0	0	0	0	0	0	0	0
1423183	F.B.D. Processing Fee	0	0	0	0	0	0	0	0	0	0
1423184	Fair Participation Fee	0	0	0	0	0	0	0	0	0	0
1423185	Family Planning	0	0	0	0	0	0	0	0	0	0
1423186	Fee for Courses and Certificates	0	0	0	0	0	0	0	0	0	0
1423187	User Fee (Foreign)	0	0	0	0	0	0	0	0	0	0
1423188	Feeding Fee	0	0	0	0	0	0	0	0	0	0
1423189	Alumni Dues	0	0	0	0	0	0	0	0	0	0
1423190	Fermented Maize Meal	0	0	0	0	0	0	0	0	0	0
1423191	Ferry Tolls	0	0	0	0	0	0	0	0	0	0
1423192	Filing Fee	0	0	0	0	0	0	0	0	0	0
1423193	Finger Prints Analysis/ Employment	0	0	0	0	0	0	0	0	0	0
1423194	Fingerprint Analysis (non Residents)	0	0	0	0	0	0	0	0	0	0
1423195	Fingerprint Analysis (Residents)	0	0	0	0	0	0	0	0	0	0
1423196	Fire Arms	0	0	0	0	0	0	0	0	0	0
1423197	Fire safety Education	0	0	0	0	0	0	0	0	0	0
1423198	Fish Levy(Import Export)	0	0	0	0	0	0	0	0	0	0
1423199	Fishing Licensing Fee	0	0	0	0	0	0	0	0	0	0
1423200	Flood Lights Charges	0	0	0	0	0	0	0	0	0	0
1423201	Documents Charge	0	0	0	0	0	0	0	0	0	0
1423202	Administration Charges	0	0	0	0	0	0	0	0	0	0
1423203	Food and drug board Advertisement Fee	0	0	0	0	0	0	0	0	0	0
1423204	Food and drug board Application Fee	0	0	0	0	0	0	0	0	0	0
1423205	Food and drug board Registration Fee	0	0	0	0	0	0	0	0	0	0
1423206	Form 9 ( Port to FZ )	0	0	0	0	0	0	0	0	0	0

1423207	Form 9A ( Local Mkt )	0	0	0	0	0	0	0	0	0	0
1423208	Form 9B ( VAT Exempt )	0	0	0	0	0	0	0	0	0	0
1423209	Form 9E	0	0	0	0	0	0	0	0	0	0
1423210	Form 9F	0	0	0	0	0	0	0	0	0	0
1423211	Fabrication	0	0	0	0	0	0	0	0	0	0
1423212	Free Zones Board Application Forms	0	0	0	0	0	0	0	0	0	0
1423213	Amendment Fee	0	0	0	0	0	0	0	0	0	0
1423214	Fresh Nut Bunches	0	0	0	0	0	0	0	0	0	0
1423215	Fruit Training	0	0	0	0	0	0	0	0	0	0

GOMOA EAST DISTRICT ASSEMBLY											
SCHEDULE OF INTERNALLY GENERATED FUND RECEIVED AGAINST											
APPROPRIATION FOR THE YEAR ENDED 31ST DECEMBER,2024											
NATURAL	ITEM	BUDGET	BUDGET	BUDGET	BUDGET	BUDGET	ACTUAL	ACTUAL	ACTUAL	BUDGET	BUDGET
CODE	DESCRIPTION	APPROPRIATION	SUPPLEMENTARY	FINAL	MONTHLY	YTD	PREVIOUS	CURRENT	YEAR TO DATE	VARIANCES	BALANCE
		GH¢	GH¢	GH¢	GH¢	GH¢	PERIODS	PERIOD	GH¢	GH¢	GH¢
1423216	Fund raising and Fee	0	0	0	0	0	0	0	0	0	0
1423217	Advertisement Fee	0	0	0	0	0	0	0	0	0	0
1423218	G.N.A. Advertisement	0	0	0	0	0	0	0	0	0	0
1423219	G.N.A. Subscription Fee	0	0	0	0	0	0	0	0	0	0
1423220	Game Licence	60,000	-10,000	50,000	4,167	50,000	0	40,400	40,400	9,600	19,600
1423221	Garage Jobs	0	0	0	0	0	0	0	0	0	0
1423222	Gate Proceeds	0	0	0	0	0	0	0	0	0	0
1423223	General Chemistry	0	0	0	0	0	0	0	0	0	0
1423224	General Maintenance Fee	0	0	0	0	0	0	0	0	0	0
1423225	General Register	0	0	0	0	0	0	0	0	0	0
1423226	Geological Survey Auction Sales	0	0	0	0	0	0	0	0	0	0
1423227	Germinated Seed Nuts	0	0	0	0	0	0	0	0	0	0
1423228	Amendment of Records (Change of Nam	0	0	0	0	0	0	0	0	0	0
1423229	Ghana Highways Lab Tests	0	0	0	0	0	0	0	0	0	0
1423230	Ghana Investment Promotion Centre Exe	0	0	0	0	0	0	0	0	0	0
1423231	Ghana Investment Promotion Centre Re	0	0	0	0	0	0	0	0	0	0
1423232	Amendment of Records (Change of Date	0	0	0	0	0	0	0	0	0	0
1423233	Ghana Tourism Authority Registration Fo	0	0	0	0	0	0	0	0	0	0
1423234	Ghana tourism authority Registration(Pr	0	0	0	0	0	0	0	0	0	0



1423235	Gharr 1 centre Service Fee-NNRI	0	0	0	0	0	0	0	0	0	0
1423236	Groundunt Paste	0	0	0	0	0	0	0	0	0	0
1423237	Guard Duties	0	0	0	0	0	0	0	0	0	0
1423238	Guest House	0	0	0	0	0	0	0	0	0	0
1423239	Guest HApplication of HND (Pharmacy Te	0	0	0	0	0	0	0	0	0	0
1423240	Guide and Transport Fee	0	0	0	0	0	0	0	0	0	0
1423241	Gymnasium Fee	0	0	0	0	0	0	0	0	0	0
1423242	Aptitude Test Fee	0	0	0	0	0	0	0	0	0	0
1423243	Hawkers Fee	0	0	0	0	0	0	0	0	0	0
1423244	Health centres Accomodation	0	0	0	0	0	0	0	0	0	0
1423245	Health centres Laboratory	0	0	0	0	0	0	0	0	0	0
1423246	Hiring of Vehicles/moveable properties	0	0	0	0	0	0	0	0	0	0
1423247	Hire of Canopies	0	0	0	0	0	0	0	0	0	0
1423248	Hire of Ferries and River Crafts	0	0	0	0	0	0	0	0	0	0
1423249	Hire of Land and Equipment - Service	0	0	0	0	0	0	0	0	0	0
1423250	Hire of Plastic Chairs	0	0	0	0	0	0	0	0	0	0
1423251	Hire of Transport	0	0	0	0	0	0	0	0	0	0
1423262	Human resource Development Fee	0	0	0	0	0	0	0	0	0	0
1423263	Immigration Fee	0	0	0	0	0	0	0	0	0	0
1423265	Importers Fee	0	0	0	0	0	0	0	0	0	0
1423266	Indentures Fee	0	0	0	0	0	0	0	0	0	0
1423267	Indexing Fee	0	0	0	0	0	0	0	0	0	0

**GOMOA EAST DISTRICT ASSEMBLY**  
**SCHEDULE OF INTERNALLY GENERATED FUND RECEIVED AGAINST**  
**APPROPRIATION FOR THE YEAR ENDED 31ST DECEMBER,2024**

NATURAL	ITEM	BUDGET	BUDGET	BUDGET	BUDGET	BUDGET	ACTUAL	ACTUAL	ACTUAL	BUDGET	BUDGET
CODE	DESCRIPTION	APPROPRIATION	SUPPLEMENTARY	FINAL	MONTHLY	YTD	PREVIOUS	CURRENT	YEAR TO DATE	VARIANCES	BALANCE
		GH¢	GH¢	GH¢	GH¢	GH¢	PERIODS	PERIOD	GH¢	GH¢	GH¢
							GH¢	GH¢			
1423273	Attachment Registration Fee	0	0	0	0	0	0	0	0	0	0
1423274	Calibration Fee	0	0	0	0	0	0	0	0	0	0
1423275	International Standard Book Number	0	0	0	0	0	0	0	0	0	0
1423276	Interview Fee	0	0	0	0	0	0	0	0	0	0
1423277	Investigation Report	0	0	0	0	0	0	0	0	0	0
1423278	Irrigation Service	0	0	0	0	0	0	0	0	0	0
1423280	Carpentary and Joinry Services	0	0	0	0	0	0	0	0	0	0
1423281	Issue of certificates	0	0	0	0	0	0	0	0	0	0

1423283	Carrier Liability Penalty	0	0	0	0	0	0	0	0	0	0
1423288	Laboratory Fee	0	0	0	0	0	0	0	0	0	0
1423290	Land Preparation	0	0	0	0	0	0	0	0	0	0
1423291	Land Title Search Fee	0	0	0	0	0	0	0	0	0	0
1423298	Lease Preparation	0	0	0	0	0	0	0	0	0	0
1423299	Legal Fee	0	0	0	0	0	0	0	0	0	0
1423301	Library Fee	0	0	0	0	0	0	0	0	0	0
1423302	Licence Duties	0	0	0	0	0	0	0	0	0	0
1423304	License to Store Explosives	0	0	0	0	0	0	0	0	0	0
1423305	Licensure Exams Fee	0	0	0	0	0	0	0	0	0	0
1423316	Manufacturing Licence	0	0	0	0	0	0	0	0	0	0
1423317	Map sales (Hard and Digital copy)	0	0	0	0	0	0	0	0	0	0
1423320	Mastercraftmanship	0	0	0	0	0	0	0	0	0	0
1423321	Matriculation Fee	0	0	0	0	0	0	0	0	0	0
1423322	Medical charges	0	0	0	0	0	0	0	0	0	0
1423323	Medicines and Pharmaceuticals	0	0	0	0	0	0	0	0	0	0
1423325	Microbiological	0	0	0	0	0	0	0	0	0	0
1423332	Change fees	0	0	0	0	0	0	0	0	0	0
1423337	Mortuary Fee	0	0	0	0	0	0	0	0	0	0
1423351	Non Timber Forest Produce	0	0	0	0	0	0	0	0	0	0
1423353	Training Fee	0	0	0	0	0	0	0	0	0	0
1423355	Oath Fee	0	0	0	0	0	0	0	0	0	0
1423356	Obstetrics and Gynaecology Fee	0	0	0	0	0	0	0	0	0	0
1423358	OPD Fee	0	0	0	0	0	0	0	0	0	0
1423360	Open Market value	0	0	0	0	0	0	0	0	0	0
1423362	Ophthalmology	0	0	0	0	0	0	0	0	0	0
1423364	Packaging Amendment	0	0	0	0	0	0	0	0	0	0
1423365	Palm Oil Export	0	0	0	0	0	0	0	0	0	0
1423371	Passport Fee	0	0	0	0	0	0	0	0	0	0
1423372	Passport Forms Operational	0	0	0	0	0	0	0	0	0	0
1423373	Pattern Approval	0	0	0	0	0	0	0	0	0	0
1423374	Pediatrics	0	0	0	0	0	0	0	0	0	0

1423379	Photocopies	0	0	0	0	0	0	0	0	0	0	0
---------	-------------	---	---	---	---	---	---	---	---	---	---	---

GOMOA EAST DISTRICT ASSEMBLY SCHEDULE OF INTERNALLY GENERATED FUND RECEIVED AGAINST APPROPRIATION FOR THE YEAR ENDED 31ST DECEMBER,2024												
NATURAL	ITEM	BUDGET	BUDGET	BUDGET	BUDGET	BUDGET	ACTUAL	ACTUAL	ACTUAL	BUDGET	BUDGET	
CODE	DESCRIPTION	APPROPRIATION	SUPPLEMENTARY	FINAL	MONTHLY	YTD	PREVIOUS	CURRENT	YEAR TO DATE	VARIANCES	BALANCE	
		GH¢	GH¢	GH¢	GH¢	GH¢	PERIODS	PERIOD	GH¢	GH¢	GH¢	GH¢
1423380	Physiotherapy	0	0	0	0	0	0	0	0	0	0	0
1423381	Planning Development Fee-NVTI	0	0	0	0	0	0	0	0	0	0	0
1423386	Plotting	0	0	0	0	0	0	0	0	0	0	0
1423388	Police Escort Charges	0	0	0	0	0	0	0	0	0	0	0
1423389	Police Reports	0	0	0	0	0	0	0	0	0	0	0
1423390	Post Mortem	0	0	0	0	0	0	0	0	0	0	0
1423395	Preparation Fee	0	0	0	0	0	0	0	0	0	0	0
1423396	Presentaion Fees	0	0	0	0	0	0	0	0	0	0	0
1423398	Prison farms	0	0	0	0	0	0	0	0	0	0	0
1423399	Prison Industries	0	0	0	0	0	0	0	0	0	0	0
1423400	Prison Labour	0	0	0	0	0	0	0	0	0	0	0
1423404	Proceeds from internet facilities	0	0	0	0	0	0	0	0	0	0	0
1423405	Processing and Storage	0	0	0	0	0	0	0	0	0	0	0
1423406	Processing Fee	0	0	0	0	0	0	0	0	0	0	0
1423408	Promotional Fee	0	0	0	0	0	0	0	0	0	0	0
1423409	Sale of LD Plans	0	0	0	0	0	0	0	0	0	0	0
1423410	Quarry/Restricted	300,000	580,000	880,000	73,333	880,000	0	1,261,475	1,261,475	-381,475	-961,475	
1423411	Quota Fee	0	0	0	0	0	0	0	0	0	0	0
1423413	Radiology Services	0	0	0	0	0	0	0	0	0	0	0
1423415	Raw Water Charges	0	0	0	0	0	0	0	0	0	0	0
1423416	Analysis Fee	0	0	0	0	0	0	0	0	0	0	0
1423418	Re-entry visa Fee	0	0	0	0	0	0	0	0	0	0	0
1423423	Registration Fee	0	0	0	0	0	0	0	0	0	0	0
1423424	Registration Form	0	0	0	0	0	0	0	0	0	0	0
1423431	Registration of Estate	0	0	0	0	0	0	0	0	0	0	0
1423432	Registration of Names/partnerships	0	0	0	0	0	0	0	0	0	0	0
1423433	Registration of NGO's	0	0	0	0	0	0	0	0	0	0	0

1423434	Registration of Patent/Textiles/Trade ma	0	0	0	0	0	0	0	0	0	0
1423435	Registration of Political Parties	0	0	0	0	0	0	0	0	0	0
1423436	Registration/Renewal of Firearms	0	0	0	0	0	0	0	0	0	0
1423437	Regularisation Fee	0	0	0	0	0	0	0	0	0	0
1423438	Regulatory Inspection Test	10,000	15,000	25,000	2,083	25,000	0	44,564	44,564	-19,564	-34,564
1423439	Reimbursement of Audit Expenses By th	0	0	0	0	0	0	0	0	0	0
1423440	Religious Bodies Registration	0	0	0	0	0	0	0	0	0	0
1423441	Renewal of License	0	0	0	0	0	0	0	0	0	0
1423442	Replacement of certificate	45,000	-10,000	35,000	2,917	35,000	0	30,720	30,720	4,280	14,280
1423443	Re-registration Fee	0	0	0	0	0	0	0	0	0	0
1423444	Research Fee	0	0	0	0	0	0	0	0	0	0
1423451	Sale of Airtime	0	0	0	0	0	0	0	0	0	0
1423452	Sale of Animals /Plant Produce	0	0	0	0	0	0	0	0	0	0
1423453	Sale of Blacksoil/Manure/Compost	0	0	0	0	0	0	0	0	0	0

**GOMOA EAST DISTRICT ASSEMBLY**  
**SCHEDULE OF INTERNALLY GENERATED FUND RECEIVED AGAINST**  
**APPROPRIATION FOR THE YEAR ENDED 31ST DECEMBER,2024**

NATURAL	ITEM	BUDGET	BUDGET	BUDGET	BUDGET	BUDGET	ACTUAL	ACTUAL	ACTUAL	BUDGET	BUDGET
CODE	DESCRIPTION	APPROPRIATION	SUPPLEMENTARY	FINAL	MONTHLY	YTD	PREVIOUS	CURRENT	YEAR TO DATE	VARIANCES	BALANCE
		GH¢	GH¢	GH¢	GH¢	GH¢	PERIODS	PERIOD	GH¢	GH¢	GH¢
							GH¢	GH¢			
1423456	Sale of Educ. Materials	0	0	0	0	0	0	0	0	0	0
1423458	Sale of Forms	0	0	0	0	0	0	0	0	0	0
1423459	Sale of tuber products	0	0	0	0	0	0	0	0	0	0
1423460	Sale of Geological Maps	0	0	0	0	0	0	0	0	0	0
1423462	Sale of Grass	0	0	0	0	0	0	0	0	0	0
1423463	Sale of Hansard	0	0	0	0	0	0	0	0	0	0
1423464	Sale of Health Forms	0	0	0	0	0	0	0	0	0	0
1423465	Sale of Highway Code	0	0	0	0	0	0	0	0	0	0
1423466	Sale of ID cards/ID Card Fee	0	0	0	0	0	0	0	0	0	0
1423468	Sale of Liquid Nitrogen	0	0	0	0	0	0	0	0	0	0
1423469	Change of Pharmacist	0	0	0	0	0	0	0	0	0	0
1423470	Sale of Meteo Data	0	0	0	0	0	0	0	0	0	0
1423471	Sale of National Biography	0	0	0	0	0	0	0	0	0	0
1423472	Sale of Personal Identification Number	0	0	0	0	0	0	0	0	0	0

1423473	Sale of Plants	0	0	0	0	0	0	0	0	0	0
1423474	Sale of Products	0	0	0	0	0	0	0	0	0	0
1423475	Sale of Publication	0	0	0	0	0	0	0	0	0	0
1423476	Sale of Publications Translation Work	0	0	0	0	0	0	0	0	0	0
1423477	Sale of Seeds	0	0	0	0	0	0	0	0	0	0
1423480	Sale of Standards to Producers,Importe	0	0	0	0	0	0	0	0	0	0
1423481	Sale of Unserviceable Scrap	0	0	0	0	0	0	0	0	0	0
1423482	Sale of Vaccine	0	0	0	0	0	0	0	0	0	0
1423483	Sale of Value Books	0	0	0	0	0	0	0	0	0	0
1423484	Sale of Vegetables	0	0	0	0	0	0	0	0	0	0
1423485	Sale of Wreaths/Bouquettes	0	0	0	0	0	0	0	0	0	0
1423486	Sales of Insecticide	0	0	0	0	0	0	0	0	0	0
1423487	Sales of Livestock and Feeds	0	0	0	0	0	0	0	0	0	0
1423490	Sanitation Charges	0	0	0	0	0	0	0	0	0	0
1423493	Schedule Form B	0	0	0	0	0	0	0	0	0	0
1423494	School Fee	0	0	0	0	0	0	0	0	0	0
1423495	Approval Fee	0	0	0	0	0	0	0	0	0	0
1423497	Transaction Levy	0	0	0	0	0	0	0	0	0	0
1423498	Seminar Hall	0	0	0	0	0	0	0	0	0	0
1423499	Semister Exams Registration	0	0	0	0	0	0	0	0	0	0
1423500	Semister Exams Fee	0	0	0	0	0	0	0	0	0	0
1423501	Sensory Evaluation	0	0	0	0	0	0	0	0	0	0
1423502	Service Charge	0	0	0	0	0	0	0	0	0	0
1423503	Shift Boss/Mine Foreman Certificate Exa	0	0	0	0	0	0	0	0	0	0
1423504	Short Course Fee	0	0	0	0	0	0	0	0	0	0
1423505	Short Guide	0	0	0	0	0	0	0	0	0	0
1423508	Sample Analysis Fee	0	0	0	0	0	0	0	0	0	0

**GOMOA EAST DISTRICT ASSEMBLY**  
**SCHEDULE OF INTERNALLY GENERATED FUND RECEIVED AGAINST**  
**APPROPRIATION FOR THE YEAR ENDED 31ST DECEMBER,2024**

NATURAL	ITEM	BUDGET	BUDGET	BUDGET	BUDGET	BUDGET	ACTUAL	ACTUAL	ACTUAL	BUDGET	BUDGET
CODE	DESCRIPTION	APPROPRIATION	SUPPLEMENTARY	FINAL	MONTHLY	YTD	PREVIOUS	CURRENT	YEAR TO DATE	VARIANCES	BALANCE
		GH¢	GH¢	GH¢	GH¢	GH¢	PERIODS	PERIOD	GH¢	GH¢	GH¢
1423509	Sports and Entertainment	0	0	0	0	0	0	0	0	0	0
1423510	Sports and Culture Fee	0	0	0	0	0	0	0	0	0	0
1423511	Sports Dev't/Manufacturing Services- NS	0	0	0	0	0	0	0	0	0	0
1423512	Sports Levy	0	0	0	0	0	0	0	0	0	0
1423513	SRC Dues	0	0	0	0	0	0	0	0	0	0
1423514	Continuous Education	0	0	0	0	0	0	0	0	0	0
1423515	Stationery Fees	0	0	0	0	0	0	0	0	0	0
1423516	Course Material Fee	0	0	0	0	0	0	0	0	0	0
1423519	Subscriptions	0	0	0	0	0	0	0	0	0	0
1423520	Sundry Fee (Inspections, reg. and cert. o	0	0	0	0	0	0	0	0	0	0
1423521	Surgery Fee	0	0	0	0	0	0	0	0	0	0
1423522	Surgical Fee	0	0	0	0	0	0	0	0	0	0
1423523	Survey Fee	0	0	0	0	0	0	0	0	0	0
1423525	Sale of Textbooks	0	0	0	0	0	0	0	0	0	0
1423526	Technology Transfer Fee	0	0	0	0	0	0	0	0	0	0
1423527	Tender Documents	0	0	0	0	0	0	3,300	3,300	-3,300	-3,300
1423528	Development Levy	30,000	30,000	60,000	5,000	60,000	0	0	0	60,000	30,000
1423529	Testing Fee	0	0	0	0	0	0	0	0	0	0
1423530	Theatre Charges	0	0	0	0	0	0	0	0	0	0
1423531	Tour/Camera Fee	0	0	0	0	0	0	0	0	0	0
1423532	Tractor Services	0	0	0	0	0	0	0	0	0	0
1423533	Trade marks	0	0	0	0	0	0	0	0	0	0
1423534	Trainees Contributions	0	0	0	0	0	0	0	0	0	0
1423535	Training and W'shops Including interna	0	0	0	0	0	0	0	0	0	0
1423536	Training Centres	0	0	0	0	0	0	0	0	0	0
1423537	Training Pitches User Fee	0	0	0	0	0	0	0	0	0	0
1423538	Traning Fee	0	0	0	0	0	0	0	0	0	0
1423540	Transfers and Change of Ownership	0	0	0	0	0	0	0	0	0	0
1423541	Transport Fee	0	0	0	0	0	0	0	0	0	0
1423544	Tuition Fee	0	0	0	0	0	0	0	0	0	0
1423545	License Fee	0	0	0	0	0	0	0	0	0	0
1423547	User Fee ( Domestic)	0	0	0	0	0	0	0	0	0	0

1423548	Valuation Fee	0	0	0	0	0	0	0	0	0	0
1423549	Variation Fee	0	0	0	0	0	0	0	0	0	0
1423550	Vehicle Clearance Form	0	0	0	0	0	0	0	0	0	0
1423552	Vehicle Roadworthiness Certificate	0	0	0	0	0	0	0	0	0	0
1423553	Verification Fee	0	0	0	0	0	0	0	0	0	0
1423555	Vested Lands	0	0	0	0	0	0	0	0	0	0
1423556	Veterinary Clinic Service Fee	0	0	0	0	0	0	0	0	0	0
1423560	Vetting Fee	0	0	0	0	0	0	0	0	0	0
1423561	Visa Fee	0	0	0	0	0	0	0	0	0	0

**GOMOA EAST DISTRICT ASSEMBLY**  
**SCHEDULE OF INTERNALLY GENERATED FUND RECEIVED AGAINST**  
**APPROPRIATION FOR THE YEAR ENDED 31ST DECEMBER,2024**

NATURAL	ITEM	BUDGET	BUDGET	BUDGET	BUDGET	BUDGET	ACTUAL	ACTUAL	ACTUAL	BUDGET	BUDGET
CODE	DESCRIPTION	APPROPRIATION	SUPPLEMENTARY	FINAL	BUDGET	YTD	PREVIOUS	CURRENT	YEAR TO DATE	VARIANCES	BALANCE
		GH¢	GH¢	GH¢	MONTHLY	GH¢	PERIODS	PERIOD	GH¢	GH¢	GH¢
					GH¢		GH¢	GH¢			
1423562	Scratch Card	0	0	0	0	0	0	0	0	0	0
1423565	Winding Engine	0	0	0	0	0	0	0	0	0	0
1423566	Disposal of Assets	0	0	0	0	0	0	0	0	0	0
1423567	Distance Education Students Fee	0	0	0	0	0	0	0	0	0	0
1423568	Workshop	0	0	0	0	0	0	0	0	0	0
1423569	X-Ray	0	0	0	0	0	0	0	0	0	0
1423574	Public Visits	5,000	-4,000	1,000	83	1,000	0	0	0	1,000	5,000
1423575	Affiliation fee	0	0	0	0	0	0	0	0	0	0
1423576	Arts School	0	0	0	0	0	0	0	0	0	0
1423577	Sale of Art Works	0	0	0	0	0	0	0	0	0	0
1423590	Laboratory Diagnostic Test	0	0	0	0	0	0	0	0	0	0
1423598	Sale of Milk	0	0	0	0	0	0	0	0	0	0
1423599	Sale of Milled Animal Feed	0	0	0	0	0	0	0	0	0	0
1423604	Finger Print Analyses	0	0	0	0	0	0	0	0	0	0
1423605	Police Report	0	0	0	0	0	0	0	0	0	0
1423606	Crime Lab	0	0	0	0	0	0	0	0	0	0
1423607	Registration of Birth	0	0	0	0	0	0	0	0	0	0
1423609	Late Change of Birth Date	0	0	0	0	0	0	0	0	0	0

1423610	Cancellation Of Multiple Reg.	0	0	0	0	0	0	0	0	0	0
1423611	Incoming International Telephone Traffic	0	0	0	0	0	0	0	0	0	0
1423612	Register Books	0	0	0	0	0	0	0	0	0	0
1423613	Tourist Map	0	0	0	0	0	0	0	0	0	0
1423616	Informal Plants	0	0	0	0	0	0	0	0	0	0
1423618	Bidding Documents	0	0	0	0	0	0	0	0	0	0
1423619	Rope Test	0	0	0	0	0	0	0	0	0	0
1423620	NITA Services	0	0	0	0	0	0	0	0	0	0
1423621	Active Directory Services	0	0	0	0	0	0	0	0	0	0
1423622	Antivirus Services	0	0	0	0	0	0	0	0	0	0
1423623	Internet Services	0	0	0	0	0	0	0	0	0	0
1423624	Windows Update Services	0	0	0	0	0	0	0	0	0	0
1423625	E-Mail Services	0	0	0	0	0	0	0	0	0	0
1423626	Co-Location Services	0	0	0	0	0	0	0	0	0	0
1423627	Wide Area Network	0	0	0	0	0	0	0	0	0	0
1423628	Storage and Backup Services	0	0	0	0	0	0	0	0	0	0
1423629	Domain Registration	0	0	0	0	0	0	0	0	0	0
1423630	Web Hosting	0	0	0	0	0	0	0	0	0	0
1423631	Travel Certificate	0	0	0	0	0	0	0	0	0	0
1423633	Landscaping	0	0	0	0	0	0	0	0	0	0
1423634	Plotted Plant	0	0	0	0	0	0	0	0	0	0
1423638	Classification Fees	0	0	0	0	0	0	0	0	0	0
1423639	Road Specification Document	0	0	0	0	0	0	0	0	0	0

GOMOA EAST DISTRICT ASSEMBLY											
SCHEDULE OF INTERNALLY GENERATED FUND RECEIVED AGAINST											
APPROPRIATION FOR THE YEAR ENDED 31ST DECEMBER,2024											
NATURAL	ITEM	BUDGET	BUDGET	BUDGET	BUDGET	BUDGET	ACTUAL	ACTUAL	ACTUAL	BUDGET	BUDGET
CODE	DESCRIPTION	APPROPRIATION	SUPPLEMENTARY	FINAL	BUDGET	BUDGET	PREVIOUS	CURRENT	YEAR TO DATE	VARIANCES	BALANCE
		GH¢	GH¢	GH¢	MONTHLY	YTD	PERIODS	PERIOD	GH¢	GH¢	GH¢
					GH¢	GH¢	GH¢	GH¢			
1423641	Citizenship Renunciation Fee	0	0	0	0	0	0	0	0	0	0



1423643	Sale of law reports	0	0	0	0	0	0	0	0	0	0
1423644	Sale of audio visual lessons on VCD/DVD	0	0	0	0	0	0	0	0	0	0
1423646	Sales of souvenirs	0	0	0	0	0	0	0	0	0	0
1423648	Sale of Fuel	0	0	0	0	0	0	0	0	0	0
1423649	Standard Development	0	0	0	0	0	0	0	0	0	0
1423661	Sale of Statutory Documents	0	0	0	0	0	0	0	0	0	0
1423663	Sale of vaccines	0	0	0	0	0	0	0	0	0	0
1423664	Confiscated Assets	0	0	0	0	0	0	0	0	0	0
1423665	Depository fees	0	0	0	0	0	0	0	0	0	0
1423667	FUEL LEVY	0	0	0	0	0	0	0	0	0	0
1423668	Bridge/Road Tolls	0	0	0	0	0	0	0	0	0	0
1423672	% charge on consultancy fees	0	0	0	0	0	0	0	0	0	0
1423677	Tourism Licence	0	0	0	0	0	0	0	0	0	0
1423678	Examination fees	0	0	0	0	0	0	0	0	0	0
1423682	Membership and Fellowship Dues	0	0	0	0	0	0	0	0	0	0
1423683	Certificate and Log Books	0	0	0	0	0	0	0	0	0	0
1423684	Medical Knowledge Fiesta	0	0	0	0	0	0	0	0	0	0
1423685	Certification Fee	0	0	0	0	0	0	0	0	0	0
1423697	Dispute Settlement Fees	0	0	0	0	0	0	0	0	0	0
1423698	Application & license Fees	0	0	0	0	0	0	0	0	0	0
1423699	Hawker's Fees	0	0	0	0	0	0	0	0	0	0
1423702	Registration and Licensure	0	0	0	0	0	0	0	0	0	0
1423706	Professional Identification Number (PIN)	0	0	0	0	0	0	0	0	0	0
1423707	Auxiliary Identification Number (AIN) Re	0	0	0	0	0	0	0	0	0	0
1423708	Foreign Trained Examination Fee	0	0	0	0	0	0	0	0	0	0
1423709	Foreign Verification Fee	0	0	0	0	0	0	0	0	0	0
1423710	Local Verification Fee	0	0	0	0	0	0	0	0	0	0
1423712	Academic User Fees (Mandatory & Cert	0	0	0	0	0	0	0	0	0	0
1423713	Application Fees	0	0	0	0	0	0	0	0	0	0
1423715	Production Fees	0	0	0	0	0	0	0	0	0	0
1423716	Graduation Fees	0	0	0	0	0	0	0	0	0	0

1423717	Transcript & Recom. Fee	0	0	0	0	0	0	0	0	0	0
1423718	Library Fines	0	0	0	0	0	0	0	0	0	0
1423719	Matriculation Fees	0	0	0	0	0	0	0	0	0	0
1423720	Share of Net Gate proceeds for League M	0	0	0	0	0	0	0	0	0	0
1423721	Stadium Adverts	0	0	0	0	0	0	0	0	0	0
1423722	Community Health Nursing Exams Fees.	0	0	0	0	0	0	0	0	0	0
1423723	Health Assistant (Clinical) Exams Fees.	0	0	0	0	0	0	0	0	0	0
1423724	Registration and Consignment Fees for	0	0	0	0	0	0	0	0	0	0
1423725	Precursor Charges	0	0	0	0	0	0	0	0	0	0

**GOMOA EAST DISTRICT ASSEMBLY**  
**SCHEDULE OF INTERNALLY GENERATED FUND RECEIVED AGAINST**  
**APPROPRIATION FOR THE YEAR ENDED 31ST DECEMBER,2024**

NATURAL	ITEM	BUDGET	BUDGET	BUDGET	BUDGET	BUDGET	ACTUAL	ACTUAL	ACTUAL	BUDGET	BUDGET
CODE	DESCRIPTION	APPROPRIATION	SUPPLEMENTARY	FINAL	MONTHLY	YTD	PREVIOUS	CURRENT	YEAR TO DATE	VARIANCES	BALANCE
		GH¢	GH¢	GH¢	GH¢	GH¢	PERIODS	PERIOD	GH¢	GH¢	GH¢
							GH¢	GH¢			
1423726	Registered General Nursing Exams Fees	0	0	0	0	0	0	0	0	0	0
1423727	Registered Midwifery Exams Fees.	0	0	0	0	0	0	0	0	0	0
1423728	Registered Mental Nursing Exams Fees.	0	0	0	0	0	0	0	0	0	0
1423729	Registered Community Nursing Exams F	0	0	0	0	0	0	0	0	0	0
1423730	Midwifery (Post Basic) Exams Fees.	0	0	0	0	0	0	0	0	0	0
1423731	Public Health Nursing Exams Fees.	0	0	0	0	0	0	0	0	0	0
1423732	Ophthalmic Exams Fees.	0	0	0	0	0	0	0	0	0	0
1423733	Peri-Operative/Critical Care Exams Fee	0	0	0	0	0	0	0	0	0	0
1423734	Registration of Local Manufactures	0	0	0	0	0	0	0	0	0	0
1423735	Processing Fees	0	0	0	0	0	0	0	0	0	0
1423736	Consideration Fees	0	0	0	0	0	0	0	0	0	0
1423737	Search fees	0	0	0	0	0	0	0	0	0	0
1423738	Publication fees	0	0	0	0	0	0	0	0	0	0
1423739	Exemption Fees	0	0	0	0	0	0	0	0	0	0

1423741	Re- labelling coc/coa Fee	0	0	0	0	0	0	0	0	0	0
1423744	Calibration of Hospital Instruments	0	0	0	0	0	0	0	0	0	0
1423745	Histopathology Fee	0	0	0	0	0	0	0	0	0	0
1423746	Entrance Fees	0	0	0	0	0	0	0	0	0	0
1423747	Camera/Filming Fee	0	0	0	0	0	0	0	0	0	0
1423750	Museums /Monuments Fee	0	0	0	0	0	0	0	0	0	0
1423752	Commonwealth Law Drafting	0	0	0	0	0	0	0	0	0	0
1423754	Transcript & Recommendation Letter	0	0	0	0	0	0	0	0	0	0
1423757	Penalty- GSA Certification Mark	0	0	0	0	0	0	0	0	0	0
1423760	Verification and Calibration Fee	0	0	0	0	0	0	0	0	0	0
1423761	Verification of Weighing Scales	0	0	0	0	0	0	0	0	0	0
1423762	Auction / Disposal Fees	0	0	0	0	0	0	0	0	0	0
1423763	Fish and Fishery Products	0	0	0	0	0	0	0	0	0	0
1423764	Weighbridge Project	0	0	0	0	0	0	0	0	0	0
1423765	Fuel Instrument Verification	0	0	0	0	0	0	0	0	0	0
1423766	Flow Measurement/Meters	0	0	0	0	0	0	0	0	0	0
1423767	Quality Management System Certificatio	0	0	0	0	0	0	0	0	0	0
1423771	Library Subscription	0	0	0	0	0	0	0	0	0	0
1423773	Survey Services/Works	0	0	0	0	0	0	0	0	0	0
1423776	Composite Plans	0	0	0	0	0	0	0	0	0	0
1423778	Site Plan Drawings	0	0	0	0	0	0	0	0	0	0
1423779	Consent State -Lands Commission	0	0	0	0	0	0	0	0	0	0
1423780	Premium -Lands Commission	0	0	0	0	0	0	0	0	0	0
1423781	Concurrence -Lands Commission	0	0	0	0	0	0	0	0	0	0
1423782	Deeds registration -Lands Commission	0	0	0	0	0	0	0	0	0	0
1423783	Mobilization -Lands Commission	0	0	0	0	0	0	0	0	0	0
1423784	Chech/Approval -Lands Commission	0	0	0	0	0	0	0	0	0	0

**GOMOA EAST DISTRICT ASSEMBLY**  
**SCHEDULE OF INTERNALLY GENERATED FUND RECEIVED AGAINST**  
**APPROPRIATION FOR THE YEAR ENDED 31ST DECEMBER,2024**

NATURAL	ITEM	BUDGET	BUDGET	BUDGET	BUDGET	BUDGET	ACTUAL	ACTUAL	ACTUAL	BUDGET	BUDGET
CODE	DESCRIPTION	APPROPRIATION	SUPPLEMENTARY	FINAL	MONTHLY	YTD	PREVIOUS	CURRENT	YEAR TO DATE	VARIANCES	BALANCE
		GH¢	GH¢	GH¢	GH¢	GH¢	PERIODS	PERIOD	GH¢	GH¢	GH¢
1423785	Regional No. -Lands Commission	0	0	0	0	0	0	0	0	0	0
1423786	Construction Works	0	0	0	0	0	0	0	0	0	0
1423790	Prison Labour	0	0	0	0	0	0	0	0	0	0
1423791	Processing Fees -Lands Commission	0	0	0	0	0	0	0	0	0	0
1423792	Plotting Fees -Lands Commission	0	0	0	0	0	0	0	0	0	0
1423793	Certified True Copy -Lands Commission	0	0	0	0	0	0	0	0	0	0
1423795	Permit/Development Application	0	0	0	0	0	0	99,191	99,191	-99,191	-99,191
1423801	Postage Fee	0	0	0	0	0	0	0	0	0	0
1423805	Presentation Fees	0	0	0	0	0	0	0	0	0	0
1423807	Other income	0	0	0	0	0	0	0	0	0	0
1423808	Concession Rate	0	0	0	0	0	0	0	0	0	0
1423811	Monitoring Fees	0	0	0	0	0	0	0	0	0	0
1423812	Underground Fuel Tanks	0	0	0	0	0	0	0	0	0	0
1423814	Application forms	0	0	0	0	0	0	0	0	0	0
1423817	Appeal /Bail Fees	0	0	0	0	0	0	0	0	0	0
1423825	SUB-DISTRICT SUPPORT	0	0	0	0	0	0	0	0	0	0
1423837	Continuous Professional Devt.	0	0	0	0	0	0	0	0	0	0
1423838	Charcoal / Firewood Dealers	0	0	0	0	0	0	0	0	0	0
1423839	Business /product promotion	0	0	0	0	0	0	0	0	0	0
1423840	Assembly's Meat Van	0	0	0	0	0	0	0	0	0	0
1423841	Warehouse Charges	0	0	0	0	0	0	0	0	0	0
1423842	Approved Transfers of Stall&stores	0	0	0	0	0	0	0	0	0	0
1423843	Off Loading/ Landing Fee	0	0	0	0	0	0	0	0	0	0
1423844	Reclamation fees	0	0	0	0	0	0	0	0	0	0
1423845	ICU- Charges	0	0	0	0	0	0	0	0	0	0
1423846	Intramural Services	0	0	0	0	0	0	0	0	0	0
1423847	Sale of Prosthetics (Implant)	0	0	0	0	0	0	0	0	0	0
1423848	Endoscopy	0	0	0	0	0	0	0	0	0	0

1423849	Sale of Oxygen	0	0	0	0	0	0	0	0	0	0
1423850	Blank Levy	0	0	0	0	0	0	0	0	0	0
1423851	Sale of Water	0	0	0	0	0	0	0	0	0	0
1423852	Connection Fee	0	0	0	0	0	0	0	0	0	0
1423853	Road Accident Levy	0	0	0	0	0	0	0	0	0	0
1423854	Slaughter Fees (Private)	0	0	0	0	0	0	0	0	0	0
1423855	Cremation Fees	0	0	0	0	0	0	0	0	0	0
1423856	Mausoleum Fees	0	0	0	0	0	0	0	0	0	0
1423857	Exhumation of Corpse Fees	0	0	0	0	0	0	0	0	0	0
1423858	Calibration of Noise Emission Fees	0	0	0	0	0	0	0	0	0	0
1423859	Operated Public Toilet/Urinal/Bathhouse	0	0	0	0	0	0	0	0	0	0
1423860	Crusade Outreach /Concert Programme	0	0	0	0	0	0	0	0	0	0
1423861	Environmental Health Inspection and Ce	0	0	0	0	0	0	0	0	0	0

<p style="text-align: center;"><b>GOMOA EAST DISTRICT ASSEMBLY</b>  <b>SCHEDULE OF INTERNALLY GENERATED FUND RECEIVED AGAINST</b>  <b>APPROPRIATION FOR THE YEAR ENDED 31ST DECEMBER,2024</b></p>											
NATURAL	ITEM DESCRIPTION	BUDGET	BUDGET	BUDGET	BUDGET	BUDGET	ACTUAL	ACTUAL	ACTUAL	BUDGET	BUDGET
CODE		APPROPRIATION GH¢	SUPPLEMENTARY GH¢	FINAL GH¢	MONTHLY GH¢	YTD GH¢	PREVIOUS PERIODS GH¢	CURRENT PERIOD GH¢	YEAR TO DATE GH¢	VARIANCES GH¢	BALANCE GH¢
1423862	Export/Conveyance Fees	0	0	0	0	0	0	0	0	0	0
1423863	Lorry Park Fees	0	0	0	0	0	0	0	0	0	0
1423864	Spinster/ Bachelor Certificate Fees	0	0	0	0	0	0	0	0	0	0
1423865	Waste Management Companies	0	0	0	0	0	0	0	0	0	0
1423866	Special Registration Fee	0	0	0	0	0	0	0	0	0	0
1423867	Road Block Fees	0	0	0	0	0	0	0	0	0	0
1423868	Land Application Fees	0	0	0	0	0	0	0	0	0	0
1423869	CD Sellers (Audio/Video) Fees	0	0	0	0	0	0	0	0	0	0
1423870	Bitcher's Fee	0	0	0	0	0	0	0	0	0	0
1423871	Tendering Fees	0	0	0	0	0	0	0	0	0	0
1423872	ICT Centre Operations (Assembly?s)	0	0	0	0	0	0	0	0	0	0
SUB TOTAL		671,500	745,000	1,416,500	118,042	1,416,500	0	1,851,842	1,851,842	-435,342	-1,180,342
SUB TOTAL		3,056,500	1,163,500	4,220,000	351,667	4,220,000	0	4,575,706	4,575,706	-355,706	-1,519,206
						0					
DIVIDEND						0					

1415009	Dividend (Oil & Other Properties)	0	0	0	0	0	0	0	0	0	0
SUB TOTAL		0	0	0	0	0	0	0	0	0	0
											0
											0
											0
1430000	FINES, PENALTIES, AND FORFEITS										
1430001	Court Fines	8,000	22,000	30,000	2,500	30,000	0	16,951	16,951	13,049	-8,951
1430005	Miscellaneous Fines, Penalties	0	0	0	0	0	0	63,684	63,684	-63,684	-63,684
1430006	Slaughter Fines	0	0	0	0	0	0	0	0	0	0
1430007	Lorry Park Fines	40,000	-30,000	10,000	833	10,000	0	8,650	8,650	1,350	31,350
1430008	Auction Sales	0	0	0	0	0	0	0	0	0	0
1430010	Penalty	0	0	0	0	0	0	0	0	0	0
1430015	Fines	10,000	8,000	18,000	1,500	18,000	0	0	0	18,000	10,000
1430016	Spot fine	0	0	0	0	0	0	0	0	0	0
1430017	Confiscated Assets	0	0	0	0	0	0	0	0	0	0
1430021	Seizures	5,000	-4,000	1,000	83	1,000	0	0	0	1,000	5,000
1430022	Traffic Offences	0	0	0	0	0	0	0	0	0	0
1430023	Impounding Fines	0	0	0	0	0	0	0	0	0	0
1430024	Building Offences	80,000	-10,000	70,000	5,833	70,000	0	0	0	70,000	80,000
1430025	Unauthorised Diversion	0	0	0	0	0	0	0	0	0	0
1430026	Retrieval of Seized Tools	0	0	0	0	0	0	0	0	0	0
1430027	Environmental Health/Safety/Sanitation	10,000	-9,000	1,000	83	1,000	0	1,050	1,050	-50	8,950
1430028	Building Without Permit Fines	0	0	0	0	0	0	4,000	4,000	-4,000	-4,000
1430029	Illegal/Un-licenced Activities	0	0	0	0	0	0	0	0	0	0
1430030	Unauthorised Structures Fines	0	0	0	0	0	0	0	0	0	0
1430031	Refurbishment/ Renovation without Per	0	0	0	0	0	0	0	0	0	0

GOMOA EAST DISTRICT ASSEMBLY											
SCHEDULE OF INTERNALLY GENERATED FUND RECEIVED AGAINST											
APPROPRIATION FOR THE YEAR ENDED 31ST DECEMBER,2024											
NATURAL	ITEM DESCRIPTION	BUDGET	BUDGET	BUDGET	BUDGET	BUDGET	ACTUAL	ACTUAL	ACTUAL	BUDGET	BUDGET
CODE		APPROPRIATION GH¢	SUPPLEMENTARY GH¢	FINAL GH¢	MONTHLY GH¢	YTD GH¢	PREVIOUS PERIODS GH¢	CURRENT PERIOD GH¢	YEAR TO DATE GH¢	VARIANCES GH¢	BALANCE GH¢
1430032	Environmental Abuse Offences Fines	0	0	0	0	0	0	0	0	0	0
1430033	Stray Animals Fines	0	0	0	0	0	0	0	0	0	0
1430034	General Negligence Related Fines	0	0	0	0	0	0	0	0	0	0
SUB TOTAL		153,000	-23,000	130,000	10,833	130,000	0	94,335	94,335	35,665	58,665
1450000	MISCELLANEOUS										

1450004	Recoveries of Overpayments in Previous	0	0	0	0	0	0	0	0	0	0
1450005	Recoveries Under Various Statutes	0	0	0	0	0	0	0	0	0	0
1450006	Redemption of Other Loans And Advanc	0	0	0	0	0	0	0	0	0	0
1450007	Other Sundry Recoveries	0	0	0	0	0	0	0	0	0	0
1450008	Reimbursement	0	0	0	0	0	0	0	0	0	0
1450010	District/Regional Treasury Collections	0	0	0	0	0	0	0	0	0	0
1450013	Stabilization Revenue	0	0	0	0	0	0	0	0	0	0
1450015	Loan Recovery	0	0	0	0	0	0	0	0	0	0
1450016	Refund & Credit Balance	0	0	0	0	0	0	0	0	0	0
SUB TOTAL		0	0	0	0	0	0	0	0	0	0
GRAND TOTAL (NTR)		3,600,000	1,680,000	5,280,000	440,000	5,280,000	0	5,553,715	5,553,715	-273,715	-1,953,715
FINANCE INCOME											
1415008	Investment Income	0	0	0	0	0	0	0	0	0	0
1415011	Other Investment Income	0	0	0	0	0	0	0	0	0	0
1450020	Interest Income (Bank Interest)	0	0	0	0	0	0	0	0	0	0
TOTAL FINANCE INCOME		0	0	0	0	0	0	0	0	0	0

**GOMOA EAST DISTRICT ASSEMBLY**  
**SCHEDULE OF DETAILED EXPENDITURE AND ASSET AGAINST**  
**APPROPRIATION FOR THE YEAR ENDED 31ST DECEMBER,2024**

		APPROPRIATION	SUPPLEMENTARY	TOTAL	MONTHLY	YTD	ACTUAL	ACTUAL	YTD ACTUAL	BUDGET	APPROPRIATION
		BUDGET	BUDGET	BUDGET	BUDGET	BUDGET	PREVIOUS	CURRENT	COLLECTION	VARIANCES	BALANCE
		GH¢	GH¢	GH¢	GH¢	GH¢	GH¢	GH¢	GH¢	GH¢	GH¢
2100000	Compensation of employees [GFS]	11,969,355	3,545,240	15,514,595	1,292,883	15,514,595	0	9,162,411	9,162,411	6,352,184	6,352,184
2111000	Established Post										
2111001	Established Post	10,067,355	2,915,240	12,982,595	1,081,883	12,982,595	0	4,933,679	4,933,679	8,048,916	8,048,916
2111223	Basic PE Related Allowances	0	0	0	0	0	0	1,898,750	1,898,750	-1,898,750	-1,898,750
2111501	Established Post Arrears	0	0	0	0	0	0	177,658	177,658	-177,658	-177,658
2111503	Allowances Arrears	0	0	0	0	0	0	377,598	377,598	-377,598	-377,598
2111100	Non Established Post	0	0	0	0	0	0	0	0	0	0
2111101	Daily rated	0	0	0	0	0	0	0	0	0	0
2111102	Monthly paid and casual labour	400,000	100,000	500,000	41,667	500,000	0	340,554	340,554	159,446	159,446
2111103	Probation	0	0	0	0	0	0	0	0	0	0
2111104	Recruitment	40,000	0	40,000	3,333	40,000	0	4,879	4,879	35,121	35,121
2111105	Secondment	0	0	0	0	0	0	0	0	0	0
2111106	Limited Engagements	640,000	200,000	840,000	70,000	840,000	0	791,158	791,158	48,842	48,842
2111200	Other Allowances	0	0	0	0	0	0	0	0	0	0
2111201	Motorbike Allowance	0	0	0	0	0	0	0	0	0	0
2111202	Bicycle Maintenance Allowance	0	0	0	0	0	0	0	0	0	0
2111203	Car Maintenance Allowance	0	0	0	0	0	0	0	0	0	0
2111204	Bereavement Allowance	0	0	0	0	0	0	0	0	0	0
2111205	Book Subsidy	0	0	0	0	0	0	0	0	0	0
2111206	Committee of Council Allowance	40,000	20,000	60,000	5,000	60,000	0	84,914	84,914	-24,914	-24,914
2111207	Continuous Judicial Education A	0	0	0	0	0	0	0	0	0	0
2111208	Funeral Grants	40,000	0	40,000	3,333	40,000	0	3,045	3,045	36,955	36,955
2111209	Journalist Allowance	0	0	0	0	0	0	0	0	0	0
2111211	Jurors Allowance	0	0	0	0	0	0	0	0	0	0
2111212	Commuted Leave Allowance	0	0	0	0	0	0	0	0	0	0



2111213	Watchman Allowance	0	0	0	0	0	0	0	0	0	0	0
2111214	Protocol Commission	0	0	0	0	0	0	0	0	0	0	0
2111215	Rations	0	0	0	0	0	0	0	0	0	0	0
2111216	Rotational Head of Department A	0	0	0	0	0	0	0	0	0	0	0
2111217	Rules of Council Allowance	0	0	0	0	0	0	0	0	0	0	0
2111218	Rules of Court Allowance	0	0	0	0	0	0	0	0	0	0	0
2111219	Steering Committee Allowance	0	0	0	0	0	0	0	0	0	0	0
2111220	Top-Up Allowance	0	0	0	0	0	0	0	0	0	0	0
2111221	Training Allowance	0	0	0	0	0	0	0	0	0	0	0
2111222	Watchman Extra Days Allowanc	20,000	0	20,000	1,667	20,000	0	0	0	20,000	20,000	0
2111224	Traditional Authority Allowance	40,000	0	40,000	3,333	40,000	0	0	0	40,000	40,000	0
2111225	Boards /Committees Allownace	0	0	0	0	0	0	0	0	0	0	0
2111226	Duty Allowance	0	0	0	0	0	0	0	0	0	0	0
2111227	Clothing Allowance	0	0	0	0	0	0	0	0	0	0	0
2111229	Acting Allowance	0	0	0	0	0	0	0	0	0	0	0
2111230	Cashier Allowance	0	0	0	0	0	0	0	0	0	0	0
2111231	Commissions Meeting Allowanc	0	0	0	0	0	0	0	0	0	0	0
2111232	Professional Allowance	0	0	0	0	0	0	0	0	0	0	0
2111233	Entertainment Allowance	0	0	0	0	0	0	0	0	0	0	0
2111234	Fuel Allowance	0	0	0	0	0	0	0	0	0	0	0
2111235	Guide Allowance	0	0	0	0	0	0	0	0	0	0	0
2111236	Housing Subsidy/Allowance	0	0	0	0	0	0	0	0	0	0	0
2111237	Risk Allowance	0	0	0	0	0	0	0	0	0	0	0
2111238	Overtime Allowance	50,000	0	50,000	4,167	50,000	0	14,659	14,659	35,341	35,341	0
2111239	Tools Allowance	0	0	0	0	0	0	0	0	0	0	0

**GOMOA EAST DISTRICT ASSEMBLY**  
**SCHEDULE OF DETAILED EXPENDITURE AND ASSET AGAINST**  
**APPROPRIATION FOR THE YEAR ENDED 31ST DECEMBER,2024**

		PROPRIATION BUDGET GH¢	SUPPLEMENTARY BUDGET GH¢	TOTAL BUDGET GH¢	MONTHLY BUDGET GH¢	YTD BUDGET GH¢	ACTUAL PREVIOUS GH¢	ACTUAL CURRENT GH¢	YTD ACTUAL COLLECTION GH¢	BUDGET VARIANCES GH¢	APPROPRIATION BALANCE GH¢
2111240	Uniform and Protective Clothing	0	0	0	0	0	0	0	0	0	0

2111241	Per Diem and Inconvenience All	0	0	0	0	0	0	0	0	0	0
2111242	Travel Allowance	0	0	0	0	0	0	0	0	0	0
2111243	Transfer Grants	40,000	100,000	140,000	11,667	140,000	0	5,000	5,000	135,000	135,000
2111244	Out of Station Allowance	60,000	100,000	160,000	13,333	160,000	0	185,990	185,990	-25,990	-25,990
2111245	Domestic Servants Allowance	0	0	0	0	0	0	0	0	0	0
2111246	Foreign Service Allowance	0	0	0	0	0	0	0	0	0	0
2111247	Utility Allowance	0	0	0	0	0	0	0	0	0	0
2111248	Special Allowance/Honorarium	370,000	50,000	420,000	35,000	420,000	0	261,794	261,794	158,206	158,206
2111249	Responsibility Allowance	0	0	0	0	0	0	0	0	0	0
2111250	Child Allowance	0	0	0	0	0	0	0	0	0	0
2111251	Cost of Living Allowance (COLA)	0	0	0	0	0	0	0	0	0	0
2111252	ISO Allowance	0	0	0	0	0	0	0	0	0	0
2111253	IT Allowance	0	0	0	0	0	0	0	0	0	0
2111254	Management Furnishing	0	0	0	0	0	0	0	0	0	0
2111255	Market Premium	0	0	0	0	0	0	0	0	0	0
2111256	Disability Premium	0	0	0	0	0	0	0	0	0	0
2111257	Compensatory Allowance	0	0	0	0	0	0	0	0	0	0
2111259	Height Allowance	0	0	0	0	0	0	0	0	0	0
2111260	Child Education Grant (Foreign M	0	0	0	0	0	0	0	0	0	0
2111360	Part time Allowance	0	0	0	0	0	0	0	0	0	0
2111361	Research Allowance	0	0	0	0	0	0	0	0	0	0
2111362	Invigilation Allowance	0	0	0	0	0	0	0	0	0	0
2111500	Compensation Arrears	0	0	0	0	0	0	0	0	0	0
2111502	Non Established Post Arrears	0	0	0	0	0	0	0	0	0	0
2120000	Social contributions [GFS]			0	0	0					
2121001	13 Percent SSF Contribution	54,000	60,000	114,000	9,500	114,000	0	24,532	24,532	89,468	89,468
2121002	Gratuity	0	0	0	0	0	0	0	0	0	0
2121003	Pension	0	0	0	0	0	0	0	0	0	0
2121004	End of Service Benefit (ESB/Ex-G	108,000	0	108,000	9,000	108,000	0	58,200	58,200	49,800	49,800
2121005	Superannuation	0	0	0	0	0	0	0	0	0	0
				0	0	0					
2200000	Use of goods and services	9,387,395	7,080,192	16,467,587	1,372,299	16,467,587	0	4,618,376	4,618,376	11,849,211	11,849,211

2210100	Materials and Office Consumabl	0	0	0	0	0	0	0	0	0	0
2210101	Printed Material and Stationery	220,000	250,000	470,000	39,167	470,000	0	293,048	293,048	176,952	176,952
2210102	Office Facilities, Supplies and Ac	0	130,192	130,192	10,849	130,192	0	0	0	130,192	130,192
2210103	Refreshment Items	92,001	0	92,001	7,667	92,001	0	0	0	92,001	92,001
2210104	Medical Supplies	0	0	0	0	0	0	0	0	0	0
2210105	Drugs	0	0	0	0	0	0	0	0	0	0
2210106	Oils and Lubricants	0	0	0	0	0	0	0	0	0	0
2210107	Electrical Accessories	0	0	0	0	0	0	0	0	0	0
2210108	Construction Material	200,000	0	200,000	16,667	200,000	0	0	0	200,000	200,000
2210109	Spare Parts	0	0	0	0	0	0	0	0	0	0
2210110	Specialised Stock	0	0	0	0	0	0	0	0	0	0
2210111	Other Office Materials and Cons	0	0	0	0	0	0	0	0	0	0
2210112	Uniform and Protective Clothing	0	0	0	0	0	0	0	0	0	0
2210113	Feeding Cost	414,000	300,000	714,000	59,500	714,000	0	272,560	272,560	441,440	441,440
2210114	Rations	250,000	500,000	750,000	62,500	750,000	0	499,250	499,250	250,750	250,750
2210115	Textbooks and Library Books	0	0	0	0	0	0	0	0	0	0
2210116	Chemicals and Consumables	0	0	0	0	0	0	0	0	0	0

<p style="text-align: center;"><b>GOMOA EAST DISTRICT ASSEMBLY</b>  <b>SCHEDULE OF DETAILED EXPENDITURE AND ASSET AGAINST</b>  <b>APPROPRIATION FOR THE YEAR ENDED 31ST DECEMBER,2024</b></p>											
		PROPRIATION BUDGET GH¢	SUPPLEMENTARY BUDGET GH¢	TOTAL BUDGET GH¢	MONTHLY BUDGET GH¢	YTD BUDGET GH¢	ACTUAL PREVIOUS GH¢	ACTUAL CURRENT GH¢	YTD ACTUAL COLLECTION GH¢	BUDGET VARIANCES GH¢	APPROPRIATION BALANCE GH¢
2210117	Teaching and Learning Materials	0	0	0	0	0	0	0	0	0	0
2210118	Sports, Recreational and Cultura	20,000	0	20,000	1,667	20,000	0	0	0	20,000	20,000
2210119	Household Items	0	0	0	0	0	0	0	0	0	0
2210120	Purchase of Petty Tools/Implem	0	0	0	0	0	0	0	0	0	0
2210121	Clothing and Uniform	0	0	0	0	0	0	0	0	0	0
2210122	Value Books	60,000	100,000	160,000	13,333	160,000	0	17,290	17,290	142,710	142,710
2210199	Materials and and Office Consum	0	0	0	0	0	0	0	0	0	0
2210200	Utilities	0	0	0	0	0	0	0	0	0	0
2210201	Electricity charges	120,000	250,000	370,000	30,833	370,000	0	86,934	86,934	283,066	283,066

2210202	Water	30,000	0	30,000	2,500	30,000	0	20,950	20,950	9,050	9,050
2210203	Telecommunications	10,000	0	10,000	833	10,000	0	0	0	10,000	10,000
2210204	Postal Charges	40,000	0	40,000	3,333	40,000	0	0	0	40,000	40,000
2210205	Sanitation Charges	80,000	0	80,000	6,667	80,000	0	4,500	4,500	75,500	75,500
2210206	Armed Guard and Security	0	0	0	0	0	0	0	0	0	0
2210207	Fire Fighting Accessories	0	0	0	0	0	0	0	0	0	0
2210208	Gas and Heating	0	0	0	0	0	0	0	0	0	0
2210299	Utilities Control Account	0	0	0	0	0	0	0	0	0	0
2210300	General Cleaning	0	0	0	0	0	0	0	0	0	0
2210301	Cleaning Materials	538,992	0	538,992	44,916	538,992	0	49,500	49,500	489,493	489,493
2210302	Contract Cleaning Service Charg	0	0	0	0	0	0	0	0	0	0
2210399	General Cleaning Control Accou	0	0	0	0	0	0	0	0	0	0
2210400	Rentals/Lease	0	0	0	0	0	0	0	0	0	0
2210401	Office Accommodations	0	0	0	0	0	0	0	0	0	0
2210402	Residential Accommodations	0	0	0	0	0	0	0	0	0	0
2210403	Rental of Office Equipment	0	0	0	0	0	0	0	0	0	0
2210404	Hotel Accommodations	0	0	0	0	0	0	0	0	0	0
2210405	Rental of Land and Buildings	0	0	0	0	0	0	0	0	0	0
2210406	Rental of Vehicles	0	0	0	0	0	0	0	0	0	0
2210407	Rental of Other Transport	0	0	0	0	0	0	0	0	0	0
2210408	Rental of Furniture and Fittings	0	0	0	0	0	0	0	0	0	0
2210409	Rental of Plant and Equipment	1,347,865	0	1,347,865	112,322	1,347,865	0	447,030	447,030	900,835	900,835
2210410	Rentals of Computers and Acces	0	0	0	0	0	0	0	0	0	0
2210411	Rental of Network and ICT Equip	0	0	0	0	0	0	0	0	0	0
2210412	Rental of Towing Vehicle	0	0	0	0	0	0	0	0	0	0
2210413	Lease of Communication Gardge	0	0	0	0	0	0	0	0	0	0
2210414	Lease of Vehicle	0	0	0	0	0	0	0	0	0	0
2210415	Lease of office equipments	0	0	0	0	0	0	0	0	0	0
2210499	Rentals Control Account	0	0	0	0	0	0	0	0	0	0
2210500	Travel and Transport	0	0	0	0	0	0	0	0	0	0
2210501	Overseas Medical Treatments	0	0	0	0	0	0	0	0	0	0
2210502	Maintenance and Repairs - Offic	100,000	1,000,000	1,100,000	91,667	1,100,000	0	158,128	158,128	941,872	941,872

2210503	Fuel and Lubricants - Official Ve	904,205	1,100,000	2,004,205	167,017	2,004,205	0	523,205	523,205	1,481,000	1,481,000
2210504	Car Rental/Leasing	0	0	0	0	0	0	0	0	0	0
2210505	Running Cost - Official Vehicles	0	0	0	0	0	0	0	0	0	0
2210506	Freight and Handling Charges	0	0	0	0	0	0	0	0	0	0
2210507	Running Cost of Presidential Air	0	0	0	0	0	0	0	0	0	0
2210508	Running Cost of Fighting Vehicle	0	0	0	0	0	0	0	0	0	0
2210509	Other Travel and Transportation	0	0	0	0	0	0	0	0	0	0
2210510	Other Night allowances	0	0	0	0	0	0	0	0	0	0
2210511	Local travel cost	1,468,333	700,000	2,168,333	180,694	2,168,333	0	266,484	266,484	1,901,849	1,901,849

**GOMOA EAST DISTRICT ASSEMBLY**  
**SCHEDULE OF DETAILED EXPENDITURE AND ASSET AGAINST**  
**APPROPRIATION FOR THE YEAR ENDED 31ST DECEMBER,2024**

		PROPRIATION SUPPLEMENTARY		TOTAL	MONTHLY	YTD	ACTUAL	ACTUAL	YTD ACTUAL	BUDGET	APPROPRIATION
		BUDGET	BUDGET	BUDGET	BUDGET	BUDGET	PREVIOUS	CURRENT	COLLECTION	VARIANCES	BALANCE
		GH¢	GH¢	GH¢	GH¢	GH¢	GH¢	GH¢	GH¢	GH¢	GH¢
2210512	Mileage Allowance	0	0	0	0	0	0	0	0	0	0
2210513	Local Hotel Accommodation	0	0	0	0	0	0	0	0	0	0
2210514	Foreign Travel- Per Diem	0	0	0	0	0	0	0	0	0	0
2210515	Foreign Travel Cost and Expense	0	0	0	0	0	0	0	0	0	0
2210516	Toll Charges and Tickets	0	0	0	0	0	0	0	0	0	0
2210517	Fuel Allocation To Waste Manag	0	0	0	0	0	0	0	0	0	0
2210518	Vehicle Registration	0	0	0	0	0	0	0	0	0	0
2210599	Travel and Transport Control Ac	0	0	0	0	0	0	0	0	0	0
2210600	Repairs and Maintenance	0	0	0	0	0	0	0	0	0	0
2210601	Roads, Driveways and Grounds	0	0	0	0	0	0	0	0	0	0
2210602	Repairs of Residential Buildings	0	0	0	0	0	0	0	0	0	0
2210603	Repairs of Office Buildings	0	0	0	0	0	0	0	0	0	0
2210604	Maintenance of Furniture and Fi	0	0	0	0	0	0	0	0	0	0
2210605	Maintenance of Machinery and P	0	0	0	0	0	0	0	0	0	0
2210606	Maintenance of General Equipm	80,000	600,000	680,000	56,667	680,000	0	206,535	206,535	473,465	473,465
2210607	Repairs of Schools/Colleges	0	0	0	0	0	0	0	0	0	0
2210608	Maintenance of Aircraft	0	0	0	0	0	0	0	0	0	0

2210609	Maintenance of Fighting Vehicle	0	0	0	0	0	0	0	0	0	0
2210610	Maintenance of Drains	0	0	0	0	0	0	0	0	0	0
2210611	Maintenance of Markets	0	0	0	0	0	0	0	0	0	0
2210612	Maintenance of Public Toilet/Uri	0	0	0	0	0	0	0	0	0	0
2210614	Traditional Authority Property	0	0	0	0	0	0	0	0	0	0
2210615	Recreational Parks	0	0	0	0	0	0	0	0	0	0
2210616	Maintenance of Public Sanitary F	0	0	0	0	0	0	0	0	0	0
2210617	Street Lights/Traffic Lights	0	0	0	0	0	0	0	0	0	0
2210618	Maintenance of Cemeteries	0	0	0	0	0	0	0	0	0	0
2210619	Repair of Elevator(Lift)	0	0	0	0	0	0	0	0	0	0
2210621	Security Gardgets	0	0	0	0	0	0	0	0	0	0
2210622	Maintenance of Computer Softw	0	0	0	0	0	0	0	0	0	0
2210623	Maintenance of Office Equipmen	0	0	0	0	0	0	0	0	0	0
2210699	Repairs and Maintenance Contro	0	0	0	0	0	0	0	0	0	0
2210700	Training, Seminar and Conferenc	0	0	0	0	0	0	0	0	0	0
2210701	Training Materials	200,000	0	200,000	16,667	200,000	0	0	0	200,000	200,000
2210702	Seminars/Conferences/Worksho	0	0	0	0	0	0	0	0	0	0
2210703	Examination Fees and Expenses	0	0	0	0	0	0	0	0	0	0
2210704	Hire of Venue	0	0	0	0	0	0	0	0	0	0
2210705	Hotel Accommodation	0	0	0	0	0	5,200	5,200	-5,200		-5,200
2210706	Library and Subscription	0	0	0	0	0	0	0	0	0	0
2210707	Recruitment Expenses	0	0	0	0	0	0	0	0	0	0
2210708	Refreshments	490,000	1,000,000	1,490,000	124,167	1,490,000	0	286,531	286,531	1,203,469	1,203,469
2210709	Seminars/Conferences/Worksho	874,000	400,000	1,274,000	106,167	1,274,000	0	750,496	750,496	523,504	523,504
2210710	Staff Development	320,000	60,000	380,000	31,667	380,000	0	249,706	249,706	130,294	130,294
2210711	Public Education and Sensitizati	672,826	375,000	1,047,826	87,319	1,047,826	0	312,862	312,862	734,965	734,965
2210799	Training Seminar and Conferenc	0	0	0	0	0	0	0	0	0	0
2210800	Consultancy Expenses	0	0	0	0	0	0	0	0	0	0
2210801	Local Consultants Fees (Compan	0	0	0	0	0	0	0	0	0	0
2210802	External Consultants Fees	0	0	0	0	0	0	0	0	0	0
2210803	Other Consultancy Expenses	0	0	0	0	0	0	0	0	0	0
2210804	Contract appointments	0	0	0	0	0	0	0	0	0	0

2210805	Consultants Materials and Cons	0	0	0	0	0	0	0	0	0	0	0
---------	--------------------------------	---	---	---	---	---	---	---	---	---	---	---

**GOMOA EAST DISTRICT ASSEMBLY**  
**SCHEDULE OF DETAILED EXPENDITURE AND ASSET AGAINST**  
**APPROPRIATION FOR THE YEAR ENDED 31ST DECEMBER, 2024**

	PROPRIATIONS BUDGET GH¢	SUPPLEMENTARY BUDGET GH¢	TOTAL BUDGET GH¢	MONTHLY BUDGET GH¢	YTD BUDGET GH¢	ACTUAL PREVIOUS GH¢	ACTUAL CURRENT GH¢	YTD ACTUAL COLLECTION GH¢	BUDGET VARIANCES GH¢	APPROPRIATION BALANCE GH¢
2210806 Local Consultants Commission (	0	0	0	0	0	0	0	0	0	0
2210899 Consultancy Expenses Control A	0	0	0	0	0	0	0	0	0	0
2210900 Special Services	0	0	0	0	0	0	0	0	0	0
2210901 Service of the State Protocol	0	0	0	0	0	0	0	0	0	0
2210902 Official Celebrations	400,000	250,000	650,000	54,167	650,000	0	104,746	104,746	545,255	545,255
2210903 Head of State End of Year Activit	0	0	0	0	0	0	0	0	0	0
2210904 Substructure Allowances	0	0	0	0	0	0	0	0	0	0
2210905 Assembly Members Sitings All	300,000	0	300,000	25,000	300,000	0	13,627	13,627	286,373	286,373
2210906 Unit Committee/T. C. M. Allow	0	0	0	0	0	0	0	0	0	0
2210907 Canteen Services	0	0	0	0	0	0	0	0	0	0
2210908 Property Valuation Expenses	0	0	0	0	0	0	0	0	0	0
2210909 Operational Enhancement Expen	0	0	0	0	0	0	0	0	0	0
2210910 Trade Promotion / Publicity	0	0	0	0	0	0	0	0	0	0
2210999 Special Services Control Accoun	0	0	0	0	0	0	0	0	0	0
2211100 Other Charges and Fees	0	0	0	0	0	0	0	0	0	0
2211101 Bank Charges	10,000	5,000	15,000	1,250	15,000	0	4,772	4,772	10,228	10,228
2211102 Bank Errors	0	0	0	0	0	0	0	0	0	0
2211103 Audit Fees	0	0	0	0	0	0	0	0	0	0
2211104 Exchange Loss	0	0	0	0	0	0	0	0	0	0
2211105 Rounding	0	0	0	0	0	0	0	0	0	0
2211106 NHIL - Penalties	0	0	0	0	0	0	0	0	0	0
2211107 NHIL - Interest	0	0	0	0	0	0	0	0	0	0
2211108 Arrangement Fee on Loans	0	0	0	0	0	0	0	0	0	0
2211109 Participation Fee on Loans	0	0	0	0	0	0	0	0	0	0
2211110 Medical Claims- Services	0	0	0	0	0	0	0	0	0	0

2211111	Medical Claims- Medicines	0	0	0	0	0	0	0	0	0	0
2211199	Other Charges and Fees Control	0	0	0	0	0	0	0	0	0	0
2211200	Emergency Services	0	0	0	0	0	0	0	0	0	0
2211201	Field Operations	0	0	0	0	0	0	0	0	0	0
2211202	Refurbishment Contingency	0	0	0	0	0	0	0	0	0	0
2211203	Emergency Works	0	0	0	0	0	0	0	0	0	0
2211204	Security Forces Contingency (el	0	0	0	0	0	0	0	0	0	0
2211299	Emergency Services Control Acc	0	0	0	0	0	0	0	0	0	0
2211300	Insurance Premium	0	0	0	0	0	0	0	0	0	0
2211301	Insurance of Residential Accom	0	0	0	0	0	0	0	0	0	0
2211302	Insurance of Office Accommoda	0	0	0	0	0	0	0	0	0	0
2211303	Insurance of Property, Plant and	0	0	0	0	0	0	0	0	0	0
2211304	Insurance of Vehicles	145,174	60,000	205,174	17,098	205,174	0	45,025	45,025	160,150	160,150
2211305	Owners Liability	0	0	0	0	0	0	0	0	0	0
2220700	Rate Variance Gain/Loss	0	0	0	0	0	0	0	0	0	0
2220702	Rate Variance Gain/Loss	0	0	0	0	0	0	0	0	0	0
2299999	Goods and Services Control Acc	0	0	0	0	0	0	0	0	0	0
				0	0	0					
2500000	Subsidies	0	0	0	0	0	0	0	0	0	0
2512101	Oil Subsidy	0	0	0	0	0	0	0	0	0	0
2512102	Utility Subsidy	0	0	0	0	0	0	0	0	0	0
2512103	Capitation Grants	0	0	0	0	0	0	0	0	0	0
2512104	Schools Subsidy( BECE and SHS	0	0	0	0	0	0	0	0	0	0
2512105	Feeding Grant	0	0	0	0	0	0	0	0	0	0
2512106	Fertilizer Subsidy	0	0	0	0	0	0	0	0	0	0

GOMOA EAST DISTRICT ASSEMBLY  
SCHEDULE OF DETAILED EXPENDITURE AND ASSET AGAINST  
APPROPRIATION FOR THE YEAR ENDED 31ST DECEMBER,2024

		PROPRIATION	SUPPLEMENTARY	TOTAL	MONTHLY	YTD	ACTUAL	ACTUAL	YTD ACTUAL	BUDGET	APPROPRIATION
		BUDGET	BUDGET	BUDGET	BUDGET	BUDGET	PREVIOUS	CURRENT	COLLECTION	VARIANCES	BALANCE
		GH¢	GH¢	GH¢	GH¢	GH¢	GH¢	GH¢	GH¢	GH¢	GH¢
2512107	District/regional Support	0	0	0	0	0	0	0	0	0	0



				0	0	0					
2700000	Social benefits [GFS]	170,000	1,050,000	1,220,000	101,667	1,220,000	0	191,783	191,783	1,028,217	1,028,217
2711100	Social security benefits in cash	0	0	0	0	0	0	0	0	0	0
2711101	National Health Insurance Schem	0	0	0	0	0	0	0	0	0	0
2712100	Social security benefits in kind	0	0	0	0	0	0	0	0	0	0
2721100	Social assistance benefits in cas	0	0	0	0	0	0	0	0	0	0
2721101	Exempt for Aged, Antenal and Un	0	0	0	0	0	0	0	0	0	0
2721102	Refund for Medical Expenses (Pa	0	0	0	0	0	0	0	0	0	0
2722100	Social assistance benefits in kin	0	0	0	0	0	0	0	0	0	0
2731100	Employer social benefits in cash	0	0	0	0	0	0	0	0	0	0
2731101	Workman compensation	30,000	1,000,000	1,030,000	85,833	1,030,000	0	191,783	191,783	838,217	838,217
2731102	Staff Welfare Expenses	0	0	0	0	0	0	0	0	0	0
2731103	Refund of Medical Expenses	140,000	50,000	190,000	15,833	190,000	0	0	0	190,000	190,000
2732100	Employer social benefits in kind	0	0	0	0	0	0	0	0	0	0
				0	0	0					
2800000	Other expense	1,912,555	2,200,000	4,112,555	342,713	4,112,555	0	1,736,597	1,736,597	2,375,958	2,375,958
2814101	Rent	60,000	0	60,000	5,000	60,000	0	9,840	9,840	50,160	50,160
2821001	Insurance and compensation	0	0	0	0	0	0	0	0	0	0
2821002	Professional fees	0	0	0	0	0	0	0	0	0	0
2821003	Customs Duties	0	0	0	0	0	0	0	0	0	0
2821004	Defence Attache	0	0	0	0	0	0	0	0	0	0
2821005	United Nations Peace Keeping	0	0	0	0	0	0	0	0	0	0
2821007	Court Expenses	0	0	0	0	0	0	0	0	0	0
2821008	Awards and Rewards	0	0	0	0	0	0	0	0	0	0
2821009	Donations	0	0	0	0	0	0	0	0	0	0
2821010	Contributions	1,526,145	2,150,000	3,676,145	306,345	3,676,145	0	1,726,757	1,726,757	1,949,388	1,949,388
2821011	Tuition Fees	0	0	0	0	0	0	0	0	0	0
2821012	Scholarship/Awards	196,410	0	196,410	16,368	196,410	0	0	0	196,410	196,410
2821013	Special Operations (COS)	0	0	0	0	0	0	0	0	0	0
2821014	Special Operations (NSC)	0	0	0	0	0	0	0	0	0	0
2821015	Special Operations (Peace Keep	0	0	0	0	0	0	0	0	0	0

2821016	Special Operations (Docking of S	0	0	0	0	0	0	0	0	0	0	0
2821017	Refuse Lifting Expenses	0	0	0	0	0	0	0	0	0	0	0
2821018	Civic Numbering/Street Naming	0	0	0	0	0	0	0	0	0	0	0
2821019	Scholarship and Bursaries	130,000	50,000	180,000	15,000	180,000	0	0	0	180,000	180,000	0
2821021	Grants to Households	0	0	0	0	0	0	0	0	0	0	0
2821022	National Awards	0	0	0	0	0	0	0	0	0	0	0
2821023	Council Tax (Property Tax & Oth	0	0	0	0	0	0	0	0	0	0	0
2821024	Direct Tax Refund	0	0	0	0	0	0	0	0	0	0	0
2821025	Indirect Tax Refund	0	0	0	0	0	0	0	0	0	0	0
2821026	Communication Service Tax Ref	0	0	0	0	0	0	0	0	0	0	0
2821027	Resident Permit	0	0	0	0	0	0	0	0	0	0	0
2821028	Accreditation Expenditure	0	0	0	0	0	0	0	0	0	0	0
2821099	General Exps Control Account	0	0	0	0	0	0	0	0	0	0	0
2999001	Foreign Financed Investment	0	0	0	0	0	0	0	0	0	0	0
2999002	Project Grant Expense 2999002	0	0	0	0	0	0	0	0	0	0	0
PROPERTY, PLANT AND												
3100000	E	4,163,643	630,000	4,793,643	399,470	4,793,643	0	7,436,509	7,436,509	-2,642,866	-2,642,866	0
	BUILDINGS AND	3,497,643	80,000	3,577,643	298,137	3,577,643	0	349,289	349,289	3,228,354	3,228,354	0
	STRUCTURES											

**GOMOA EAST DISTRICT ASSEMBLY**  
**SCHEDULE OF DETAILED EXPENDITURE AND ASSET AGAINST**  
**APPROPRIATION FOR THE YEAR ENDED 31ST DECEMBER, 2024**

		PROPRIATION BUDGET GH¢	SUPPLEMENT BUD GH¢	TOTAL BUDGET GH¢	MONTHLY BUDGET GH¢	YTD BUDGET GH¢	ACTUAL PREVIOUS GH¢	ACTUAL CURRENT GH¢	YTD ACTUAL COLLECTION GH¢	BUDGET VARIANCES GH¢	APPROPRIATION BALANCE GH¢
#N/A	Buildings	0	0	0	0	0	0	0	0	0	0
3111102	Destitute Homes	0	0	0	0	0	0	0	0	0	0
3111103	Bungalows/Flats	0	0	0	0	0	0	0	0	0	0
3111104	Homes of Aged	0	0	0	0	0	0	0	0	0	0
3111105	Palace	0	0	0	0	0	0	0	0	0	0
3111106	Barracks	0	0	0	0	0	0	0	0	0	0
3111107	Hostels	0	0	0	0	0	0	0	0	0	0
3111201	Hospitals	0	0	0	0	0	0	0	0	0	0

3111202	Clinics	240,000	80,000	320,000	26,667	320,000	0	183,116	183,116	136,884	136,884
3111203	Day Care Centre	0	0	0	0	0	0	0	0	0	0
3111204	Office Buildings	0	0	0	0	0	0	0	0	0	0
3111205	School Buildings	458,992	0	458,992	38,249	458,992	0	53,000	53,000	405,992	405,992
3111206	Slaughter House	0	0	0	0	0	0	0	0	0	0
3111207	Health Centres	0	0	0	0	0	0	0	0	0	0
3111208	Other Agricultural Structure	0	0	0	0	0	0	0	0	0	0
3111209	Police Post	0	0	0	0	0	0	0	0	0	0
3111210	Recreational Centres	0	0	0	0	0	0	0	0	0	0
3111211	Court Houses	1,000,000	0	1,000,000	83,333	1,000,000	0	0	0	1,000,000	1,000,000
3111212	Libraries	0	0	0	0	0	0	0	0	0	0
3111213	Restaurants	0	0	0	0	0	0	0	0	0	0
3111302	Cemeteries	0	0	0	0	0	0	0	0	0	0
3111303	Toilets	698,651	0	698,651	58,221	698,651	0	50,588	50,588	648,063	648,063
3111304	Markets	500,000	0	500,000	41,667	500,000	0	0	0	500,000	500,000
3111305	Car/Lorry Park	0	0	0	0	0	0	0	0	0	0
3111306	Bridges	600,000	0	600,000	50,000	600,000	0	62,585	62,585	537,415	537,415
3111307	Road Signals	0	0	0	0	0	0	0	0	0	0
3111312	Sports Stadium	0	0	0	0	0	0	0	0	0	0
3111313	Workshop	0	0	0	0	0	0	0	0	0	0
3111314	Railway Lines	0	0	0	0	0	0	0	0	0	0
3111214	Laboratories	0	0	0	0	0	0	0	0	0	0
3111215	Research Facilities	0	0	0	0	0	0	0	0	0	0
3111315	Border and Customs Contro	0	0	0	0	0	0	0	0	0	0
3111316	Warehouses and Storage Fa	0	0	0	0	0	0	0	0	0	0
3111319	Containers / Bins	0	0	0	0	0	0	0	0	0	0
3111320	Perimeter Wall / Fence	0	0	0	0	0	0	0	0	0	0
3111321	Perimeter Protection/ Fence	0	0	0	0	0	0	0	0	0	0
3151004	OFFICE EQUIPMENT, FURNIT	466,000	450,000	916,000	76,333	916,000	0	221,103	221,103	694,897	694,897
3112211	Office Equipment	66,000	450,000	516,000	43,000	516,000	0	17,263	17,263	498,737	498,737
3112212	Air Condition	0	0	0	0	0	0	0	0	0	0

3112214	Electrical Equipment	0	0	0	0	0	0	0	0	0	0	0	0
3112210	Printer	0	0	0	0	0	0	0	0	0	0	0	0
3113108	Furniture and Fittings	400,000	0	400,000	33,333	400,000	0	203,840	203,840	196,160	196,160		

**GOMOA EAST DISTRICT ASSEMBLY**  
**SCHEDULE OF DETAILED EXPENDITURE AND ASSET AGAINST**  
**APPROPRIATION FOR THE YEAR ENDED 31ST DECEMBER,2024**

	PROPRIATIONS BUDGET GH¢	SUPPLEMENTARY BUDGET GH¢	TOTAL BUDGET GH¢	MONTHLY BUDGET GH¢	YTD BUDGET GH¢	ACTUAL PREVIOUS GH¢	ACTUAL CURRENT GH¢	YTD ACTUAL COLLECTION GH¢	BUDGET VARIANCES GH¢	APPROPRIATION BALANCE GH¢
INFORMATION COMMUNICAT	0	0	0	0	0	0	0	0	0	0
3151005 Communication Technology	0	0	0	0	0	0	0	0	0	0
3112204 Networking and ICT Equipm	0	0	0	0	0	0	0	0	0	0
3112208 Computers and Accessories	0	0	0	0	0	0	0	0	0	0
3112213 Communication equipment	0	0	0	0	0	0	0	0	0	0
OTHER MACHINERY AND EQ	200,000	0	200,000	16,667	200,000	0	0	0	200,000	200,000
3112202 Agricultural Machinery	0	0	0	0	0	0	0	0	0	0
3112203 Server	0	0	0	0	0	0	0	0	0	0
3112206 Plant and Machinery	0	0	0	0	0	0	0	0	0	0
3112205 Other Capital Expenditure	0	0	0	0	0	0	0	0	0	0
3112215 Agriculture Facilities	0	0	0	0	0	0	0	0	0	0
3112218 Medical / Health Equipment	0	0	0	0	0	0	0	0	0	0
3112219 Sports Equipment	0	0	0	0	0	0	0	0	0	0
3112221 Laboratory Equipment-Med	0	0	0	0	0	0	0	0	0	0
3112222 Laboratory Equipment-Wate	0	0	0	0	0	0	0	0	0	0
3112223 Medical and Allied Equipme	0	0	0	0	0	0	0	0	0	0
3112224 Music Instruments	0	0	0	0	0	0	0	0	0	0
3112225 Photographic Equipment	0	0	0	0	0	0	0	0	0	0
3112217 Housing Equipment	200,000	0	200,000	16,667	200,000	0	0	0	200,000	200,000
3112216 Security Equipment	0	0	0	0	0	0	0	0	0	0
OIL RIGS	0	0	0	0	0	0	0	0	0	0
3185001 Oil Rigs & Structures	0	0	0	0	0	0	0	0	0	0

	MILITARY ASSET, WEAPONS	0	0	0	0	0	0	0	0	0	0	0
3186001	Military Vehicles	0	0	0	0	0	0	0	0	0	0	0
3186002	Submarines	0	0	0	0	0	0	0	0	0	0	0
3186003	War Ships	0	0	0	0	0	0	0	0	0	0	0
3186004	Military Aircraft	0	0	0	0	0	0	0	0	0	0	0
3186005	Military Equipment - Tanks	0	0	0	0	0	0	0	0	0	0	0
3186006	Military Equipment - Missile	0	0	0	0	0	0	0	0	0	0	0
3186007	Military Equipment - Launch	0	0	0	0	0	0	0	0	0	0	0
3186008	Military Equipment - Ballist	0	0	0	0	0	0	0	0	0	0	0
3186009	Weapons	0	0	0	0	0	0	0	0	0	0	0
	LIBRARY BOOKS	0	0	0	0	0	0	0	0	0	0	0
3187001	Learning and Training Support	0	0	0	0	0	0	0	0	0	0	0
3187002	Library Materials (Curriculum E	0	0	0	0	0	0	0	0	0	0	0
	TRANSPORT EQUIPMENT	0	100,000	100,000	8,333	100,000	0	6,709,714	6,709,714	-6,609,714	-6,609,714	-6,609,714
3112101	Motor Vehicle	0	0	0	0	0	0	6,659,834	6,659,834	-6,659,834	-6,659,834	-6,659,834
3112102	Airplanes	0	0	0	0	0	0	0	0	0	0	0
3112103	Trains	0	0	0	0	0	0	0	0	0	0	0

**GOMOA EAST DISTRICT ASSEMBLY**  
**SCHEDULE OF DETAILED EXPENDITURE AND ASSET AGAINST**  
**APPROPRIATION FOR THE YEAR ENDED 31ST DECEMBER,2024**

		PROPRIATION BUDGET GH¢	SUPPLEMENTARY BUDGET GH¢	TOTAL BUDGET GH¢	MONTHLY BUDGET GH¢	YTD BUDGET GH¢	ACTUAL PREVIOUS GH¢	ACTUAL CURRENT GH¢	YTD ACTUAL COLLECTION GH¢	BUDGET VARIANCES GH¢	APPROPRIATION BALANCE GH¢
3112104	Ships and Vessels	0	0	0	0	0	0	0	0	0	0
3112105	Motor Bike, bicycles etc	0	100,000	100,000	8,333	100,000	0	49,880	49,880	50,120	50,120
	INFRASTRUCTURE ASSETS	0	0	0	0	0	0	0	0	0	0
3113101	Electrical Networks	0	0	0	0	0	0	0	0	0	0
3113102	Sewers	0	0	0	0	0	0	0	0	0	0
3113103	Landscaping and Gardening	0	0	0	0	0	0	0	0	0	0
3113104	Utilities Networks	0	0	0	0	0	0	0	0	0	0
3113105	Runways	0	0	0	0	0	0	0	0	0	0

3113106	APRON and RAMP Areas	0	0	0	0	0	0	0	0	0	0	0
3113109	Irrigation Systems	0	0	0	0	0	0	0	0	0	0	0
3113110	Water Systems	0	0	0	0	0	0	0	0	0	0	0
3113112	Harbour and Landing Sites	0	0	0	0	0	0	0	0	0	0	0
3113113	Sea Wall	0	0	0	0	0	0	0	0	0	0	0
3111301	Roads	0	0	0	0	0	0	0	0	0	0	0
3111308	Feeder Roads	0	0	0	0	0	0	0	0	0	0	0
3111309	Urban Roads	0	0	0	0	0	0	0	0	0	0	0
3111310	Highways	0	0	0	0	0	0	0	0	0	0	0
3111311	Drainage	0	0	0	0	0	0	0	0	0	0	0
3113115	Fuel Tanks	0	0	0	0	0	0	0	0	0	0	0
3113116	Water Tanks	0	0	0	0	0	0	0	0	0	0	0
	HERITAGE AND CULTURAL A	0	0	0	0	0	0	0	0	0	0	0
3188001	National Parks	0	0	0	0	0	0	0	0	0	0	0
3113111	Museums	0	0	0	0	0	0	0	0	0	0	0
3188003	Works of Art	0	0	0	0	0	0	0	0	0	0	0
3188004	Cultural collections	0	0	0	0	0	0	0	0	0	0	0
3188005	National Monuments	0	0	0	0	0	0	0	0	0	0	0
	BIOLOGICAL ASSETS (NON-A	0	0	0	0	0	0	0	0	0	0	0
3191001	Animals	0	0	0	0	0	0	0	0	0	0	0
3191002	Plant	0	0	0	0	0	0	0	0	0	0	0
3141101	Land	0	0	0	0	0	0	156,402	156,402	-156,402	-156,402	-156,402
	WORK IN PROGRESS	2,752,132	2,800,000	5,552,132	462,678	5,552,132	0	99,604	99,604	5,452,528	5,452,528	5,452,528
	BUILDINGS AND STRUCTURE	2,752,132	2,800,000	5,552,132	462,678	5,552,132	0	99,604	99,604	5,452,528	5,452,528	5,452,528
3111151	WIP - Buildings	0	0	0	0	0	0	0	0	0	0	0
3111152	WIP - Dest. Homes	0	0	0	0	0	0	0	0	0	0	0
3111153	WIP - Bungalows/Flat	184,165	1,100,000	1,284,165	107,014	1,284,165	0	23,832	23,832	1,260,333	1,260,333	1,260,333
3111156	WIP-Home of Aged	0	0	0	0	0	0	0	0	0	0	0
3111157	WIP-Palace	0	0	0	0	0	0	0	0	0	0	0
3111158	WIP-Barracks	0	0	0	0	0	0	0	0	0	0	0

3111251	WIP - Hospitals	0	0	0	0	0	0	0	0	0	0
---------	-----------------	---	---	---	---	---	---	---	---	---	---

**GOMOA EAST DISTRICT ASSEMBLY**  
**SCHEDULE OF DETAILED EXPENDITURE AND ASSET AGAINST**  
**APPROPRIATION FOR THE YEAR ENDED 31ST DECEMBER,2024**

		PROPRIATION BUDGET GH¢	SUPPLEMENTARY BUDGET GH¢	TOTAL BUDGET GH¢	MONTHLY BUDGET GH¢	YTD BUDGET GH¢	ACTUAL PREVIOUS GH¢	ACTUAL CURRENT GH¢	YTD ACTUAL COLLECTION GH¢	BUDGET VARIANCES GH¢	APPROPRIATION BALANCE GH¢
3111252	WIP - Clinics	0	0	0	0	0	0	0	0	0	0
3111253	WIP - Health Centres	128,230	0	128,230	10,686	128,230	0	17,860	17,860	110,370	110,370
3111254	WIP - Day Care Centre	0	0	0	0	0	0	0	0	0	0
3111255	WIP - Office Buildings	0	0	0	0	0	0	0	0	0	0
3111256	WIP - School Buildings	1,181,863	650,000	1,831,863	152,655	1,831,863	0	22,169	22,169	1,809,694	1,809,694
3111257	WIP - Slaughter House	800,000	0	800,000	66,667	800,000	0	8,930	8,930	791,070	791,070
3111258	WIP-Recreational Park	0	0	0	0	0	0	0	0	0	0
3111260	WIP-Recreational Centres	0	0	0	0	0	0	0	0	0	0
3111352	WIP - Cemeteries	0	0	0	0	0	0	0	0	0	0
3111353	WIP - Toilets	0	350,000	350,000	29,167	350,000	0	0	0	350,000	350,000
3111354	WIP - Markets	0	500,000	500,000	41,667	500,000	0	-123,313	-123,313	623,313	623,313
3111355	WIP - Car/Lorry Park	0	0	0	0	0	0	0	0	0	0
3111358	WIP - Bridges	457,874	200,000	657,874	54,823	657,874	0	150,126	150,126	507,748	507,748
3111359	WIP - Road Signals	0	0	0	0	0	0	0	0	0	0
3111364	WIP-Sports Stadium	0	0	0	0	0	0	0	0	0	0
3111365	WIP-Workshop	0	0	0	0	0	0	0	0	0	0
3111259	WIP - Police Post	0	0	0	0	0	0	0	0	0	0
3111264	WIP - Laboratories	0	0	0	0	0	0	0	0	0	0
3111366	WIP-Railway Lines	0	0	0	0	0	0	0	0	0	0
3151004	OFFICE EQUIPMENT, FURNIT	0	0	0	0	0	0	0	0	0	0
3113160	WIP - Furniture and Fittings	0	0	0	0	0	0	0	0	0	0
	INFORMATION COMMUNICAT	0	0	0	0	0	0	0	0	0	0
	wip - Communication Techn	0	0	0	0	0	0	0	0	0	0
	wip - Networking and ICT Eq	0	0	0	0	0	0	0	0	0	0

	OTHER MACHINERY AND EQ	0	0	0	0	0	0	0	0	0	0
3112252	WIP - Agricultural Machiner	0	0	0	0	0	0	0	0	0	0
	OIL RIGS										
	WIP - Oil Rigs & Structures	0	0	0	0	0	0	0	0	0	0
3151009	LIBRARY BOOKS	0	0	0	0	0	0	0	0	0	0
	WIP - Learning and Training Sup	0	0	0	0	0	0	0	0	0	0
	WIP - Library Materials (Curricu	0	0	0	0	0	0	0	0	0	0
3112100	TRANSPORT EQUIPMENT	0	0	0	0	0	0	0	0	0	0
	WIP - Ships and Vessels	0	0	0	0	0	0	0	0	0	0
	WIP - Trains	0	0	0	0	0	0	0	0	0	0
3113100	INFRASTRUCTURE ASSETS	0	0	0	0	0	0	0	0	0	0
3113151	WIP - Electrical Networks	0	0	0	0	0	0	0	0	0	0
3113152	WIP - Sewers	0	0	0	0	0	0	0	0	0	0

**GOMOA EAST DISTRICT ASSEMBLY**  
**SCHEDULE OF DETAILED EXPENDITURE AND ASSET AGAINST**  
**APPROPRIATION FOR THE YEAR ENDED 31ST DECEMBER,2024**

	PROPRIATION BUDGET GH¢	SUPPLEMENTARY BUDGET GH¢	TOTAL BUDGET GH¢	MONTHLY BUDGET GH¢	YTD BUDGET GH¢	ACTUAL PREVIOUS GH¢	ACTUAL CURRENT GH¢	YTD ACTUAL COLLECTION GH¢	BUDGET VARIANCES GH¢	APPROPRIATION BALANCE GH¢
3113153	WIP - Landscaping and Gar	0	0	0	0	0	0	0	0	0
3113154	WIP - Utilities Networks	0	0	0	0	0	0	0	0	0
3113155	WIP - Runways	0	0	0	0	0	0	0	0	0
3113156	WIP - APRON and RAMP Are	0	0	0	0	0	0	0	0	0
3113161	WIP - Irrigation Systems	0	0	0	0	0	0	0	0	0
3113162	WIP - Water Systems	0	0	0	0	0	0	0	0	0
3113163	WIP-Harbour and Landing S	0	0	0	0	0	0	0	0	0
3113164	WIP- Sea Wall	0	0	0	0	0	0	0	0	0
3111351	WIP - Roads	0	0	0	0	0	0	0	0	0
3111360	WIP-Feeder Roads	0	0	0	0	0	0	0	0	0
3111361	WIP-Urban Roads	0	0	0	0	0	0	0	0	0



3111362	WIP-Highways	0	0	0	0	0	0	0	0	0	0
3111363	WIP-Drainage	0	0	0	0	0	0	0	0	0	0
	INTANGIBLE ASSET	0	0	0	0	0	0	0	0	0	0
	Internally Generated	0	0	0	0	0	0	0	0	0	0
3113200	Computer Software	0	0	0	0	0	0	0	0	0	0
3192002	Patents	0	0	0	0	0	0	0	0	0	0
3192003	Trademarks	0	0	0	0	0	0	0	0	0	0
3192004	Copyrights	0	0	0	0	0	0	0	0	0	0
	Acquired Intangible	0	0	0	0	0	0	0	0	0	0
3193001	Goodwill	0	0	0	0	0	0	0	0	0	0
3192002	Patents	0	0	0	0	0	0	0	0	0	0
3193003	Franchises	0	0	0	0	0	0	0	0	0	0
3192003	Trademarks	0	0	0	0	0	0	0	0	0	0
3192004	Copyrights	0	0	0	0	0	0	0	0	0	0
3113210	Software	0	0	0	0	0	0	0	0	0	0
3113211	Computer Software	0	0	0	0	0	0	0	0	0	0
GRAND TOTAL											

**GOMOA EAST DISTRICT ASSEMBLY**  
**SCHEDULE OF DETAILED EXPENDITURE AND ASSET**  
**BY FUNDING FOR THE YEAR ENDED 31ST**  
**DECEMBER,2024**

DESCRIPTION	GOG 11001	IGF 12200	MP 12602	DACF 12603	DISABILITY 12607	EU 13020	UN 13024	CIDA 13132	DDF 13527	UDG 13528	MDF 14003	OTHER STATUTORY	OTHER DONOR 13032	UNSPECIFIED 00000	TOTAL
Compensation of employees	7,387,685	1,774,726	0	0	0	0	0	0	0	0	0	0	0	0	9,162,411
Established Post	4,933,679	0	0	0	0	0	0	0	0	0	0	0	0	0	4,933,679
Non Established Post	0	0	0	0	0	0	0	0	0	0	0	0	0	0	0
Daily rated	0	0	0	0	0	0	0	0	0	0	0	0	0	0	0
Monthly paid and casual labour	0	340,554	0	0	0	0	0	0	0	0	0	0	0	0	340,554
Probation	0	0	0	0	0	0	0	0	0	0	0	0	0	0	0
Recruitment	0	4,879	0	0	0	0	0	0	0	0	0	0	0	0	4,879
Secondment	0	0	0	0	0	0	0	0	0	0	0	0	0	0	0
Limited Engagements	0	791,158	0	0	0	0	0	0	0	0	0	0	0	0	791,158
Other Allowances	0	0	0	0	0	0	0	0	0	0	0	0	0	0	0
Motorbike Allowance	0	0	0	0	0	0	0	0	0	0	0	0	0	0	0
Bicycle Maintenance Allowance	0	0	0	0	0	0	0	0	0	0	0	0	0	0	0
Car Maintenance Allowance	0	0	0	0	0	0	0	0	0	0	0	0	0	0	0
Bereavement Allowance	0	0	0	0	0	0	0	0	0	0	0	0	0	0	0
Book Subsidy	0	0	0	0	0	0	0	0	0	0	0	0	0	0	0
Committee of Council Allowance	0	84,914	0	0	0	0	0	0	0	0	0	0	0	0	84,914
Continuous Judicial Education Allowanc	0	0	0	0	0	0	0	0	0	0	0	0	0	0	0
Funeral Grants	0	3,045	0	0	0	0	0	0	0	0	0	0	0	0	3,045
Journalist Allowance	0	0	0	0	0	0	0	0	0	0	0	0	0	0	0
Jurors Allowance	0	0	0	0	0	0	0	0	0	0	0	0	0	0	0
Commuted Leave Allowance	0	0	0	0	0	0	0	0	0	0	0	0	0	0	0
Watchman Allowance	0	0	0	0	0	0	0	0	0	0	0	0	0	0	0
Protocol Commission	0	0	0	0	0	0	0	0	0	0	0	0	0	0	0

Rations	0	0	0	0	0	0	0	0	0	0	0	0	0	0	0
Rotational Head of Department Allowan	0	0	0	0	0	0	0	0	0	0	0	0	0	0	0
Rules of Council Allowance	0	0	0	0	0	0	0	0	0	0	0	0	0	0	0
Rules of Court Allowance	0	0	0	0	0	0	0	0	0	0	0	0	0	0	0
Steering Committee Allowance	0	0	0	0	0	0	0	0	0	0	0	0	0	0	0
Top-Up Allowance	0	0	0	0	0	0	0	0	0	0	0	0	0	0	0
Training Allowance	0	0	0	0	0	0	0	0	0	0	0	0	0	0	0
Watchman Extra Days Allowance	0	0	0	0	0	0	0	0	0	0	0	0	0	0	0
Basic PE Related Allowances	1,898,750	0	0	0	0	0	0	0	0	0	0	0	0	0	1,898,750
Traditional Authority Allowance	0	0	0	0	0	0	0	0	0	0	0	0	0	0	0
Boards /Committees Allowance	0	0	0	0	0	0	0	0	0	0	0	0	0	0	0
Duty Allowance	0	0	0	0	0	0	0	0	0	0	0	0	0	0	0
Clothing Allowance	0	0	0	0	0	0	0	0	0	0	0	0	0	0	0
Acting Allowance	0	0	0	0	0	0	0	0	0	0	0	0	0	0	0
Cashier Allowance	0	0	0	0	0	0	0	0	0	0	0	0	0	0	0
Commissions Meeting Allowances	0	0	0	0	0	0	0	0	0	0	0	0	0	0	0
Professional Allowance	0	0	0	0	0	0	0	0	0	0	0	0	0	0	0
Entertainment Allowance	0	0	0	0	0	0	0	0	0	0	0	0	0	0	0
Fuel Allowance	0	0	0	0	0	0	0	0	0	0	0	0	0	0	0
Guide Allowance	0	0	0	0	0	0	0	0	0	0	0	0	0	0	0
Housing Subsidy/Allowance	0	0	0	0	0	0	0	0	0	0	0	0	0	0	0
Risk Allowance	0	0	0	0	0	0	0	0	0	0	0	0	0	0	0
Overtime Allowance	0	14,659	0	0	0	0	0	0	0	0	0	0	0	0	14,659
Tools Allowance	0	0	0	0	0	0	0	0	0	0	0	0	0	0	0
Uniform and Protective Clothing Allowa	0	0	0	0	0	0	0	0	0	0	0	0	0	0	0
Per Diem and Inconvenience Allowance	0	0	0	0	0	0	0	0	0	0	0	0	0	0	0
Travel Allowance	0	0	0	0	0	0	0	0	0	0	0	0	0	0	0
Transfer Grants	0	5,000	0	0	0	0	0	0	0	0	0	0	0	0	5,000

SCHEDULE OF DETAILED EXPENDITURE AND ASSET  
BY FUNDING FOR THE YEAR ENDED 31ST  
DECEMBER,2024

DESCRIPTION	GOG 11001	IGF 12200	MP 12602	DACF 12603	DISABILITY 12607	EU 13020	UN 13024	CIDA 13132	DDF 13527	UDG 13528	MDF 14003	OTHER STATUTORY	OTHER DONOR 13032	UNSPECIFIED 00000	TOTAL
Compensation of employees	7,387,685	1,774,726	0	0	0	0	0	0	0	0	0	0	0	0	9,162,411
Out of Station Allowance	0	185,990	0	0	0	0	0	0	0	0	0	0	0	0	185,990
Domestic Servants Allowance	0	0	0	0	0	0	0	0	0	0	0	0	0	0	0
Foreign Service Allowance	0	0	0	0	0	0	0	0	0	0	0	0	0	0	0
Utility Allowance	0	0	0	0	0	0	0	0	0	0	0	0	0	0	0
Special Allowance/Honorarium	0	261,794	0	0	0	0	0	0	0	0	0	0	0	0	261,794
Responsibility Allowance	0	0	0	0	0	0	0	0	0	0	0	0	0	0	0
Child Allowance	0	0	0	0	0	0	0	0	0	0	0	0	0	0	0
Cost of Living Allowance (COLA)	0	0	0	0	0	0	0	0	0	0	0	0	0	0	0
ISO Allowance	0	0	0	0	0	0	0	0	0	0	0	0	0	0	0
IT Allowance	0	0	0	0	0	0	0	0	0	0	0	0	0	0	0
Management Furnishing	0	0	0	0	0	0	0	0	0	0	0	0	0	0	0
Market Premium	0	0	0	0	0	0	0	0	0	0	0	0	0	0	0
Disability Premium	0	0	0	0	0	0	0	0	0	0	0	0	0	0	0
Compensatory Allowance	0	0	0	0	0	0	0	0	0	0	0	0	0	0	0
Height Allowance	0	0	0	0	0	0	0	0	0	0	0	0	0	0	0
Child Education Grant (Foreign Mission)	0	0	0	0	0	0	0	0	0	0	0	0	0	0	0
Part time Allowance	0	0	0	0	0	0	0	0	0	0	0	0	0	0	0
Research Allowance	0	0	0	0	0	0	0	0	0	0	0	0	0	0	0
Invigilation Allowance	0	0	0	0	0	0	0	0	0	0	0	0	0	0	0
Compensation Arrears	0	0	0	0	0	0	0	0	0	0	0	0	0	0	0
Established Post Arrears	177,658	0	0	0	0	0	0	0	0	0	0	0	0	0	177,658
Non Established Post Arrears	0	0	0	0	0	0	0	0	0	0	0	0	0	0	0
Allowances Arrears	377,598	0	0	0	0	0	0	0	0	0	0	0	0	0	377,598
Wages and salaries in kind [GFS]	0	0	0	0	0	0	0	0	0	0	0	0	0	0	0
Child Allowance	0	0	0	0	0	0	0	0	0	0	0	0	0	0	0
Cost of Living Allowance (COLA)	0	0	0	0	0	0	0	0	0	0	0	0	0	0	0
Social contributions [GFS]	0	0	0	0	0	0	0	0	0	0	0	0	0	0	0

Actual social contributions ( National Pe	0	0	0	0	0	0	0	0	0	0	0	0	0	0	0
13 Percent SSF Contribution	0	24,532	0	0	0	0	0	0	0	0	0	0	0	0	24,532
Gratuity	0	0	0	0	0	0	0	0	0	0	0	0	0	0	0
Pension	0	0	0	0	0	0	0	0	0	0	0	0	0	0	0
End of Service Benefit (ESB/Ex-Gratia)	0	58,200	0	0	0	0	0	0	0	0	0	0	0	0	58,200
Superannuation	0	0	0	0	0	0	0	0	0	0	0	0	0	0	0
	0			0				0	0		0	0			0
Use of goods and services	0	3,034,910	14,085	1,335,826	34,466	0	38,678	0	160,410	0	0	0	0	0	4,618,376
Materials and Office Consumables	0	0	0	0	0	0	0	0	0	0	0	0	0	0	0
Printed Material and Stationery	0	189,711	0	103,337	0	0	0	0	0	0	0	0	0	0	293,048
Office Facilities, Supplies and Accessor	0	0	-32,100	0	32,100	0	0	0	0	0	0	0	0	0	0
Refreshment Items	0	0	0	0	0	0	0	0	0	0	0	0	0	0	0
Medical Supplies	0	0	0	0	0	0	0	0	0	0	0	0	0	0	0
Drugs	0	0	0	0	0	0	0	0	0	0	0	0	0	0	0
Oils and Lubricants	0	0	0	0	0	0	0	0	0	0	0	0	0	0	0
Electrical Accessories	0	0	0	0	0	0	0	0	0	0	0	0	0	0	0
Construction Material	0	0	29,920	-29,920	0	0	0	0	0	0	0	0	0	0	0
Spare Parts	0	0	0	0	0	0	0	0	0	0	0	0	0	0	0
Specialised Stock	0	0	0	0	0	0	0	0	0	0	0	0	0	0	0
Other Office Materials and Consumable	0	0	0	0	0	0	0	0	0	0	0	0	0	0	0
Uniform and Protective Clothing	0	0	0	0	0	0	0	0	0	0	0	0	0	0	0
Feeding Cost	0	83,070	0	189,490	0	0	0	0	0	0	0	0	0	0	272,560
Rations	0	203,560	0	295,690	0	0	0	0	0	0	0	0	0	0	499,250
Textbooks and Library Books	0	0	0	0	0	0	0	0	0	0	0	0	0	0	0
Chemicals and Consumables	0	0	0	0	0	0	0	0	0	0	0	0	0	0	0

**SCHEDULE OF DETAILED EXPENDITURE AND ASSET  
BY FUNDING FOR THE YEAR ENDED 31ST  
DECEMBER,2024**

DESCRIPTION	GOG 11001	IGF 12200	MP 12602	DACF 12603	DISABILITY 12607	EU 13020	UN 13024	CIDA 13132	DDF 13527	UDG 13528	MDF 14003	OTHER STATUTORY	OTHER DONOR 13032	UNSPECIFIED 00000	TOTAL
-------------	--------------	--------------	-------------	---------------	---------------------	-------------	-------------	---------------	--------------	--------------	--------------	--------------------	----------------------	----------------------	-------

Compensation of employees	7,387,685	1,774,726	0	0	0	0	0	0	0	0	0	0	0	0	9,162,411
Teaching and Learning Materials	0	0	0	0	0	0	0	0	0	0	0	0	0	0	0
Sports, Recreational and Cultural Mater	0	0	0	0	0	0	0	0	0	0	0	0	0	0	0
Household Items	0	0	0	0	0	0	0	0	0	0	0	0	0	0	0
Purchase of Petty Tools/Implements	0	0	0	0	0	0	0	0	0	0	0	0	0	0	0
Clothing and Uniform	0	0	0	0	0	0	0	0	0	0	0	0	0	0	0
Value Books	0	17,290	0	0	0	0	0	0	0	0	0	0	0	0	17,290
Materials and and Office Consumables	0	0	0	0	0	0	0	0	0	0	0	0	0	0	0
Utilities	0	0	0	0	0	0	0	0	0	0	0	0	0	0	0
Electricity charges	0	86,934	0	0	0	0	0	0	0	0	0	0	0	0	86,934
Water	0	13,950	0	7,000	0	0	0	0	0	0	0	0	0	0	20,950
Telecommunications	0	0	0	0	0	0	0	0	0	0	0	0	0	0	0
Postal Charges	0	0	0	0	0	0	0	0	0	0	0	0	0	0	0
Sanitation Charges	0	4,500	0	-10,000	10,000	0	0	0	0	0	0	0	0	0	4,500
Armed Guard and Security	0	0	0	0	0	0	0	0	0	0	0	0	0	0	0
Fire Fighting Accessories	0	0	0	0	0	0	0	0	0	0	0	0	0	0	0
Gas and Heating	0	0	0	0	0	0	0	0	0	0	0	0	0	0	0
Utilities Control Account	0	0	0	0	0	0	0	0	0	0	0	0	0	0	0
General Cleaning	0	0	0	0	0	0	0	0	0	0	0	0	0	0	0
Cleaning Materials	0	49,500	0	0	0	0	0	0	0	0	0	0	0	0	49,500
Contract Cleaning Service Charges	0	0	0	0	0	0	0	0	0	0	0	0	0	0	0
General Cleaning Control Account	0	0	0	0	0	0	0	0	0	0	0	0	0	0	0
Rentals/Lease	0	0	0	0	0	0	0	0	0	0	0	0	0	0	0
Office Accommodations	0	0	0	0	0	0	0	0	0	0	0	0	0	0	0
Residential Accommodations	0	0	0	0	0	0	0	0	0	0	0	0	0	0	0
Rental of Office Equipment	0	0	0	0	0	0	0	0	0	0	0	0	0	0	0
Hotel Accommodations	0	0	0	0	0	0	0	0	0	0	0	0	0	0	0
Rental of Land and Buildings	0	0	0	0	0	0	0	0	0	0	0	0	0	0	0
Rental of Vehicles	0	0	0	0	0	0	0	0	0	0	0	0	0	0	0
Rental of Other Transport	0	0	0	0	0	0	0	0	0	0	0	0	0	0	0

Rental of Furniture and Fittings	0	0	0	0	0	0	0	0	0	0	0	0	0	0	0
Rental of Plant and Equipment	0	80,372	0	366,658	0	0	0	0	0	0	0	0	0	0	447,030
Rentals of Computers and Accessories	0	0	0	0	0	0	0	0	0	0	0	0	0	0	0
Rental of Network and ICT Equipments	0	0	0	0	0	0	0	0	0	0	0	0	0	0	0
Rental of Towing Vehicle	0	0	0	0	0	0	0	0	0	0	0	0	0	0	0
Lease of Communication Gardgerts	0	0	0	0	0	0	0	0	0	0	0	0	0	0	0
Lease of Vehicle	0	0	0	0	0	0	0	0	0	0	0	0	0	0	0
Lease of office equipments	0	0	0	0	0	0	0	0	0	0	0	0	0	0	0
Rentals Control Account	0	0	0	0	0	0	0	0	0	0	0	0	0	0	0
Travel and Transport	0	0	0	0	0	0	0	0	0	0	0	0	0	0	0
Overseas Medical Treatments	0	0	0	0	0	0	0	0	0	0	0	0	0	0	0
Maintenance and Repairs - Official Vehi	0	158,128	0	0	0	0	0	0	0	0	0	0	0	0	158,128
Fuel and Lubricants - Official Vehicles	0	405,165	0	118,040	0	0	0	0	0	0	0	0	0	0	523,205
Car Rental/Leasing	0	0	0	0	0	0	0	0	0	0	0	0	0	0	0
Running Cost - Official Vehicles	0	0	0	0	0	0	0	0	0	0	0	0	0	0	0
Freight and Handling Charges	0	0	0	0	0	0	0	0	0	0	0	0	0	0	0
Running Cost of Presidential Aircraft	0	0	0	0	0	0	0	0	0	0	0	0	0	0	0
Running Cost of Fighting Vehicles	0	0	0	0	0	0	0	0	0	0	0	0	0	0	0
Other Travel and Transportation	0	0	0	-2,000	2,000	0	0	0	0	0	0	0	0	0	0
Other Night allowances	0	0	0	0	0	0	0	0	0	0	0	0	0	0	0
Local travel cost	0	266,484	0	0	0	0	0	0	0	0	0	0	0	0	266,484
Mileage Allowance	0	0	0	0	0	0	0	0	0	0	0	0	0	0	0
Local Hotel Accommodation	0	0	0	0	0	0	0	0	0	0	0	0	0	0	0

**SCHEDULE OF DETAILED EXPENDITURE AND ASSET  
BY FUNDING FOR THE YEAR ENDED 31ST  
DECEMBER,2024**

DESCRIPTION	GOG 11001	IGF 12200	MP 12602	DACF 12603	DISABILITY 12607	EU 13020	UN 13024	CIDA 13132	DDF 13527	UDG 13528	MDF 14003	OTHER STATUTORY	OTHER DONOR 13032	UNSPECIFIED 00000	TOTAL
Compensation of employees	7,387,685	1,774,726	0	0	0	0	0	0	0	0	0	0	0	0	9,162,411
Foreign Travel- Per Diem	0	0	0	0	0	0	0	0	0	0	0	0	0	0	0

Foreign Travel Cost and Expenses	0	0	0	0	0	0	0	0	0	0	0	0	0	0	0
Toll Charges and Tickets	0	0	0	0	0	0	0	0	0	0	0	0	0	0	0
Fuel Allocation To Waste Management D	0	0	0	0	0	0	0	0	0	0	0	0	0	0	0
Vehicle Registration	0	0	0	0	0	0	0	0	0	0	0	0	0	0	0
Travel and Transport Control Account	0	0	0	0	0	0	0	0	0	0	0	0	0	0	0
Repairs and Maintenance	0	0	0	0	0	0	0	0	0	0	0	0	0	0	0
Roads, Driveways and Grounds	0	0	0	0	0	0	0	0	0	0	0	0	0	0	0
Repairs of Residential Buildings	0	0	0	0	0	0	0	0	0	0	0	0	0	0	0
Repairs of Office Buildings	0	0	0	0	0	0	0	0	0	0	0	0	0	0	0
Maintenance of Furniture and Fixtures	0	0	0	0	0	0	0	0	0	0	0	0	0	0	0
Maintenance of Machinery and Plant	0	0	0	0	0	0	0	0	0	0	0	0	0	0	0
Maintenance of General Equipment	0	178,849	0	27,686	0	0	0	0	0	0	0	0	0	0	206,535
Repairs of Schools/Colleges	0	0	0	0	0	0	0	0	0	0	0	0	0	0	0
Maintenance of Aircraft	0	0	0	0	0	0	0	0	0	0	0	0	0	0	0
Maintenance of Fighting Vehicles	0	0	0	0	0	0	0	0	0	0	0	0	0	0	0
Maintenance of Drains	0	0	0	0	0	0	0	0	0	0	0	0	0	0	0
Maintenance of Markets	0	0	0	0	0	0	0	0	0	0	0	0	0	0	0
Maintenance of Public Toilet/Urinals/Ba	0	0	0	0	0	0	0	0	0	0	0	0	0	0	0
Traditional Authority Property	0	0	0	0	0	0	0	0	0	0	0	0	0	0	0
Recreational Parks	0	0	0	0	0	0	0	0	0	0	0	0	0	0	0
Maintenance of Public Sanitary Facilitie	0	0	0	0	0	0	0	0	0	0	0	0	0	0	0
Street Lights/Traffic Lights	0	0	0	0	0	0	0	0	0	0	0	0	0	0	0
Maintenance of Cemeteries	0	0	0	0	0	0	0	0	0	0	0	0	0	0	0
Repair of Elevator(Lift)	0	0	0	0	0	0	0	0	0	0	0	0	0	0	0
Security Gardgets	0	0	0	0	0	0	0	0	0	0	0	0	0	0	0
Maintenance of Computer Software	0	0	0	0	0	0	0	0	0	0	0	0	0	0	0
Maintenance of Office Equipment	0	0	0	0	0	0	0	0	0	0	0	0	0	0	0
Repairs and Maintenance Control Accou	0	0	0	0	0	0	0	0	0	0	0	0	0	0	0
Training, Seminar and Conference Cost	0	0	0	0	0	0	0	0	0	0	0	0	0	0	0
Training Materials	0	0	0	0	0	0	0	0	0	0	0	0	0	0	0
Seminars/Conferences/Workshops/Mee	0	0	0	0	0	0	0	0	0	0	0	0	0	0	0
Examination Fees and Expenses	0	0	0	0	0	0	0	0	0	0	0	0	0	0	0



Hire of Venue	0	0	0	0	0	0	0	0	0	0	0	0	0	0
Hotel Accommodation	0	5,200	0	0	0	0	0	0	0	0	0	0	0	5,200
Library and Subscription	0	0	0	0	0	0	0	0	0	0	0	0	0	0
Recruitment Expenses	0	0	0	0	0	0	0	0	0	0	0	0	0	0
Refreshments	0	277,419	0	0	9,1 2	0	0	0	0	0	0	0	0	286,531
Seminars/Conferences/Workshops - Do	0	618,976	0	30,000	-18,7 6	0	0	0	120,266	0	0	0	0	750,496
Staff Development	0	161,239	0	48,323	0	0	0	0	40,144	0	0	0	0	249,706
Public Education and Sensitization	0	216,166	0	58,017	0	0	38,678	0	0	0	0	0	0	312,862
Training Seminar and Conference Contr	0	0	0	0	0	0	0	0	0	0	0	0	0	0
Consultancy Expenses	0	0	0	0	0	0	0	0	0	0	0	0	0	0
Local Consultants Fees (Companies)	0	0	0	0	0	0	0	0	0	0	0	0	0	0
External Consultants Fees	0	0	0	0	0	0	0	0	0	0	0	0	0	0
Other Consultancy Expenses	0	0	0	0	0	0	0	0	0	0	0	0	0	0
Contract appointments	0	0	0	0	0	0	0	0	0	0	0	0	0	0
Consultants Materials and Consumable	0	0	0	0	0	0	0	0	0	0	0	0	0	0
Local Consultants Commission (Individu	0	0	0	0	0	0	0	0	0	0	0	0	0	0
Consultancy Expenses Control Account	0	0	0	0	0	0	0	0	0	0	0	0	0	0
Special Services	0	0	0	0	0	0	0	0	0	0	0	0	0	0
Service of the State Protocol	0	0	0	0	0	0	0	0	0	0	0	0	0	0

**SCHEDULE OF DETAILED EXPENDITURE AND ASSET  
BY FUNDING FOR THE YEAR ENDED 31ST  
DECEMBER,2024**

DESCRIPTION	GOG 11001	IGF 12200	MP 12602	DACF 12603	DISABILITY 12607	EU 13020	UN 13024	CIDA 13132	DDF 13527	UDG 13528	MDF 14003	OTHER STATUTORY	OTHER DONOR 13032	UNSPECIFIED 00000	TOTAL
Compensation of employees	7,387,685	1,774,726	0	0	0	0	0	0	0	0	0	0	0	0	9,162,411
Official Celebrations	0	0	16,265	88,481	0	0	0	0	0	0	0	0	0	0	104,746
Head of State End of Year Activities	0	0	0	0	0	0	0	0	0	0	0	0	0	0	0
Substructure Allowances	0	0	0	0	0	0	0	0	0	0	0	0	0	0	0
Assembly Members Sitings All	0	13,627	0	0	0	0	0	0	0	0	0	0	0	0	13,627
Unit Committee/T. C. M. Allow	0	0	0	0	0	0	0	0	0	0	0	0	0	0	0

Canteen Services	0	0	0	0	0	0	0	0	0	0	0	0	0	0	0
Property Valuation Expenses	0	0	0	0	0	0	0	0	0	0	0	0	0	0	0
Operational Enhancement Expenses	0	0	0	0	0	0	0	0	0	0	0	0	0	0	0
Trade Promotion / Publicity	0	0	0	0	0	0	0	0	0	0	0	0	0	0	0
Special Services Control Account	0	0	0	0	0	0	0	0	0	0	0	0	0	0	0
Other Charges and Fees	0	0	0	0	0	0	0	0	0	0	0	0	0	0	0
Bank Charges	0	4,772	0	0	0	0	0	0	0	0	0	0	0	0	4,772
Bank Errors	0	0	0	0	0	0	0	0	0	0	0	0	0	0	0
Audit Fees	0	0	0	0	0	0	0	0	0	0	0	0	0	0	0
Exchange Loss	0	0	0	0	0	0	0	0	0	0	0	0	0	0	0
Rounding	0	0	0	0	0	0	0	0	0	0	0	0	0	0	0
NHIL - Penalties	0	0	0	0	0	0	0	0	0	0	0	0	0	0	0
NHIL - Interest	0	0	0	0	0	0	0	0	0	0	0	0	0	0	0
Arrangement Fee on Loans	0	0	0	0	0	0	0	0	0	0	0	0	0	0	0
Participation Fee on Loans	0	0	0	0	0	0	0	0	0	0	0	0	0	0	0
Medical Claims- Services	0	0	0	0	0	0	0	0	0	0	0	0	0	0	0
Medical Claims- Medicines	0	0	0	0	0	0	0	0	0	0	0	0	0	0	0
Other Charges and Fees Control Account	0	0	0	0	0	0	0	0	0	0	0	0	0	0	0
Emergency Services	0	0	0	0	0	0	0	0	0	0	0	0	0	0	0
Field Operations	0	0	0	0	0	0	0	0	0	0	0	0	0	0	0
Refurbishment Contingency	0	0	0	0	0	0	0	0	0	0	0	0	0	0	0
Emergency Works	0	0	0	0	0	0	0	0	0	0	0	0	0	0	0
Security Forces Contingency (election)	0	0	0	0	0	0	0	0	0	0	0	0	0	0	0
Emergency Services Control Account	0	0	0	0	0	0	0	0	0	0	0	0	0	0	0
Insurance Premium	0	0	0	0	0	0	0	0	0	0	0	0	0	0	0
Insurance of Residential Accommodation	0	0	0	0	0	0	0	0	0	0	0	0	0	0	0
Insurance of Office Accommodation	0	0	0	0	0	0	0	0	0	0	0	0	0	0	0
Insurance of Property, Plant and Equipm	0	0	0	0	0	0	0	0	0	0	0	0	0	0	0
Insurance of Vehicles	0	0	0	45,025	0	0	0	0	0	0	0	0	0	0	45,025
Owners Liability	0	0	0	0	0	0	0	0	0	0	0	0	0	0	0
Rate Variance Gain/Loss	0	0	0	0	0	0	0	0	0	0	0	0	0	0	0
Rate Variance Gain/Loss	0	0	0	0	0	0	0	0	0	0	0	0	0	0	0

Goods and Services Control Account	0	0	0	0	0	0	0	0	0	0	0	0	0	0	0
	0			0					0	0		0	0		0
Interest [GFS]	0	0	0	0	0	0	0	0	0	0	0	0	0	0	0
Non-residents	0	0	0	0	0	0	0	0	0	0	0	0	0	0	0
External Interest Payment	0	0	0	0	0	0	0	0	0	0	0	0	0	0	0
External Interest Control Code	0	0	0	0	0	0	0	0	0	0	0	0	0	0	0
Residents other than general governmen	0	0	0	0	0	0	0	0	0	0	0	0	0	0	0
Internal Interest Payment	0	0	0	0	0	0	0	0	0	0	0	0	0	0	0
Internal Statutory Payments - Redempt	0	0	0	0	0	0	0	0	0	0	0	0	0	0	0
Other Interest	0	0	0	0	0	0	0	0	0	0	0	0	0	0	0
Interest On Overdraft	0	0	0	0	0	0	0	0	0	0	0	0	0	0	0
Domestic Interest Control Code	0	0	0	0	0	0	0	0	0	0	0	0	0	0	0
General government units	0	0	0	0	0	0	0	0	0	0	0	0	0	0	0
Government units	0	0	0	0	0	0	0	0	0	0	0	0	0	0	0
Domestic Pricipal Repayment Control	0	0	0	0	0	0	0	0	0	0	0	0	0	0	0

**SCHEDULE OF DETAILED EXPENDITURE AND ASSET  
BY FUNDING FOR THE YEAR ENDED 31ST  
DECEMBER,2024**

DESCRIPTION	GOG 11001	IGF 12200	MP 12602	DACF 12603	DISABILITY 12607	EU 13020	UN 13024	CIDA 13132	DDF 13527	UDG 13528	MDF 14003	OTHER STATUTORY	OTHER DONOR 13032	UNSPECIFIED 00000	TOTAL
Compensation of employees	7,387,685	1,774,726	0	0	0	0	0	0	0	0	0	0	0	0	9,162,411
External Principal Repayment Control	0	0	0	0	0	0	0	0	0	0	0	0	0	0	0
	0			0					0	0		0	0		0
Subsidies	0	0	0	0	0	0	0	0	0	0	0	0	0	0	0
Public corporations Entities	0	0	0	0	0	0	0	0	0	0	0	0	0	0	0
Non-financial public corporations	0	0	0	0	0	0	0	0	0	0	0	0	0	0	0
To financial public corporations	0	0	0	0	0	0	0	0	0	0	0	0	0	0	0
Financial public corporations	0	0	0	0	0	0	0	0	0	0	0	0	0	0	0
Oil Subsidy	0	0	0	0	0	0	0	0	0	0	0	0	0	0	0
Utility Subsidy	0	0	0	0	0	0	0	0	0	0	0	0	0	0	0

Capitation Grants	0	0	0	0	0	0	0	0	0	0	0	0	0	0	0
Schools Subsidy( BECE and SHS)	0	0	0	0	0	0	0	0	0	0	0	0	0	0	0
Feeding Grant	0	0	0	0	0	0	0	0	0	0	0	0	0	0	0
Fertilizer Subsidy	0	0	0	0	0	0	0	0	0	0	0	0	0	0	0
District/regional Support	0	0	0	0	0	0	0	0	0	0	0	0	0	0	0
Private Entities	0	0	0	0	0	0	0	0	0	0	0	0	0	0	0
Non-financial private enterprises	0	0	0	0	0	0	0	0	0	0	0	0	0	0	0
Financial private enterprises	0	0	0	0	0	0	0	0	0	0	0	0	0	0	0
	0			0					0	0		0	0		0
Social benefits [GFS]	0	191,783	0	0	0	0	0	0	0	0	0	0	0	0	191,783
Social security benefits	0	0	0	0	0	0	0	0	0	0	0	0	0	0	0
Social security benefits in cash	0	0	0	0	0	0	0	0	0	0	0	0	0	0	0
Social security benefits in cash	0	0	0	0	0	0	0	0	0	0	0	0	0	0	0
National Health Insurance Scheme	0	0	0	0	0	0	0	0	0	0	0	0	0	0	0
Social security benefits in kind	0	0	0	0	0	0	0	0	0	0	0	0	0	0	0
Social assistance benefits	0	0	0	0	0	0	0	0	0	0	0	0	0	0	0
Social assistance benefits in cash	0	0	0	0	0	0	0	0	0	0	0	0	0	0	0
Social assistance benefits in cash	0	0	0	0	0	0	0	0	0	0	0	0	0	0	0
Exempt for Aged, Antenatal and Under 5 Y	0	0	0	0	0	0	0	0	0	0	0	0	0	0	0
Refund for Medical Expenses (Paupers/	0	0	0	0	0	0	0	0	0	0	0	0	0	0	0
Social assistance benefits in kind [GFS]	0	0	0	0	0	0	0	0	0	0	0	0	0	0	0
Social assistance benefits in kind [GFS]	0	0	0	0	0	0	0	0	0	0	0	0	0	0	0
Employer social benefits	0	0	0	0	0	0	0	0	0	0	0	0	0	0	0
Employer social benefits in cash	0	0	0	0	0	0	0	0	0	0	0	0	0	0	0
Employer social benefits in cash	0	0	0	0	0	0	0	0	0	0	0	0	0	0	0
Workman compensation	0	191,783	0	0	0	0	0	0	0	0	0	0	0	0	191,783
Staff Welfare Expenses	0	0	0	0	0	0	0	0	0	0	0	0	0	0	0
Refund of Medical Expenses	0	0	0	0	0	0	0	0	0	0	0	0	0	0	0
Employer social benefits in kind	0	0	0	0	0	0	0	0	0	0	0	0	0	0	0
Employer social benefits in kind	0	0	0	0	0	0	0	0	0	0	0	0	0	0	0
	0			0					0	0		0	0		0
Specialised expense	0	448,598	613,894	617,746	56,359	0	0	0	0	0	0	0	0	0	1,736,597

Property expense other than interest	0	0	0	0	0	0	0	0	0	0	0	0	0	0	0
Rent	0	0	0	9,840	0	0	0	0	0	0	0	0	0	0	9,840
Miscellaneous other expense	0	0	0	0	0	0	0	0	0	0	0	0	0	0	0
Current (Miscellaneous other expense)	0	0	0	0	0	0	0	0	0	0	0	0	0	0	0
Insurance and compensation	0	0	0	0	0	0	0	0	0	0	0	0	0	0	0
Professional fees	0	0	0	0	0	0	0	0	0	0	0	0	0	0	0
Customs Duties	0	0	0	0	0	0	0	0	0	0	0	0	0	0	0
Defence Attache	0	0	0	0	0	0	0	0	0	0	0	0	0	0	0
United Nations Peace Keeping	0	0	0	0	0	0	0	0	0	0	0	0	0	0	0
Court Expenses	0	0	0	0	0	0	0	0	0	0	0	0	0	0	0
Awards and Rewards	0	0	0	0	0	0	0	0	0	0	0	0	0	0	0

**SCHEDULE OF DETAILED EXPENDITURE AND ASSET  
BY FUNDING FOR THE YEAR ENDED 31ST  
DECEMBER,2024**

DESCRIPTION	GOG 11001	IGF 12200	MP 12602	DACF 12603	DISABILITY 12607	EU 13020	UN 13024	CIDA 13132	DDF 13527	UDG 13528	MDF 14003	OTHER STATUTORY	OTHER DONOR 13032	UNSPECIFIED 00000	TOTAL
Compensation of employees	7,387,685	1,774,726	0	0	0	0	0	0	0	0	0	0	0	0	9,162,41
Donations	0	0	0	0	0	0	0	0	0	0	0	0	0	0	
Contributions	0	448,598	613,894	607,906	56,359	0	0	0	0	0	0	0	0	0	1,726,75
Tuition Fees	0	0	0	0	0	0	0	0	0	0	0	0	0	0	
Scholarship/Awards	0	0	0	0	0	0	0	0	0	0	0	0	0	0	
Special Operations (COS)	0	0	0	0	0	0	0	0	0	0	0	0	0	0	
Special Operations (NSC)	0	0	0	0	0	0	0	0	0	0	0	0	0	0	
Special Operations (Peace Keeping)	0	0	0	0	0	0	0	0	0	0	0	0	0	0	
Special Operations (Docking of Ships)	0	0	0	0	0	0	0	0	0	0	0	0	0	0	
Refuse Lifting Expenses	0	0	0	0	0	0	0	0	0	0	0	0	0	0	
Civic Numbering/Street Naming	0	0	0	0	0	0	0	0	0	0	0	0	0	0	
Scholarship and Bursaries	0	0	0	0	0	0	0	0	0	0	0	0	0	0	
Grants to Households	0	0	0	0	0	0	0	0	0	0	0	0	0	0	
National Awards	0	0	0	0	0	0	0	0	0	0	0	0	0	0	

Council Tax (Property Tax & Other Asse	0	0	0	0	0	0	0	0	0	0	0	0	0	0	0
Direct Tax Refund	0	0	0	0	0	0	0	0	0	0	0	0	0	0	0
Indirect Tax Refund	0	0	0	0	0	0	0	0	0	0	0	0	0	0	0
Communication Service Tax Refund	0	0	0	0	0	0	0	0	0	0	0	0	0	0	0
Resident Permit	0	0	0	0	0	0	0	0	0	0	0	0	0	0	0
Accreditation Expenditure	0	0	0	0	0	0	0	0	0	0	0	0	0	0	0
General Exps Control Account	0	0	0	0	0	0	0	0	0	0	0	0	0	0	0
Foreign Financed Investment	0	0	0	0	0	0	0	0	0	0	0	0	0	0	0
Project Grant Expense 2999002	0	0	0	0	0	0	0	0	0	0	0	0	0	0	0
	0			0					0	0		0	0		0
Property,Plant and Equipment	0			0					0	0		0	0		0
BUILDINGS AND STRUCTURES	0	0	0	115,585	0	0	0	0	233,704	0	0	0	0	0	349,289
Buildings	0	0	0	0	0	0	0	0	0	0	0	0	0	0	0
Destitute Homes	0	0	0	0	0	0	0	0	0	0	0	0	0	0	0
Bungalows/Flats	0	0	0	0	0	0	0	0	0	0	0	0	0	0	0
Homes of Aged	0	0	0	0	0	0	0	0	0	0	0	0	0	0	0
Palace	0	0	0	0	0	0	0	0	0	0	0	0	0	0	0
Barracks	0	0	0	0	0	0	0	0	0	0	0	0	0	0	0
Hostels	0	0	0	0	0	0	0	0	0	0	0	0	0	0	0
Hospitals	0	0	0	0	0	0	0	0	0	0	0	0	0	0	0
Clinics	0	0	0	0	0	0	0	0	183,116	0	0	0	0	0	183,116
Day Care Centre	0	0	0	0	0	0	0	0	0	0	0	0	0	0	0
Office Buildings	0	0	0	0	0	0	0	0	0	0	0	0	0	0	0
School Buildings	0	0	0	53,000	0	0	0	0	0	0	0	0	0	0	53,000
Slaughter House	0	0	0	0	0	0	0	0	0	0	0	0	0	0	0
NHealth Centres	0	0	0	0	0	0	0	0	0	0	0	0	0	0	0
Other Agricultural Structures	0	0	0	0	0	0	0	0	0	0	0	0	0	0	0
Police Post	0	0	0	0	0	0	0	0	0	0	0	0	0	0	0
Recreational Centres	0	0	0	0	0	0	0	0	0	0	0	0	0	0	0
Court Houses	0	0	0	0	0	0	0	0	0	0	0	0	0	0	0
Libraries	0	0	0	0	0	0	0	0	0	0	0	0	0	0	0
Restaurants	0	0	0	0	0	0	0	0	0	0	0	0	0	0	0

Cemeteries	0	0	0	0	0	0	0	0	0	0	0	0	0	0	0
Toilets	0	0	0	0	0	0	0	0	50,588	0	0	0	0	0	50,588
Markets	0	0	0	0	0	0	0	0	0	0	0	0	0	0	0
Car/Lorry Park	0	0	0	0	0	0	0	0	0	0	0	0	0	0	0
Bridges	0	0	0	62,585	0	0	0	0	0	0	0	0	0	0	62,585
Road Signals	0	0	0	0	0	0	0	0	0	0	0	0	0	0	0
Sports Stadium	0	0	0	0	0	0	0	0	0	0	0	0	0	0	0

**SCHEDULE OF DETAILED EXPENDITURE AND ASSET  
BY FUNDING FOR THE YEAR ENDED 31ST  
DECEMBER,2024**

DESCRIPTION	GOG 11001	IGF 12200	MP 12602	DACF 12603	DISABILITY 12607	EU 13020	UN 13024	CIDA 13132	DDF 13527	UDG 13528	MDF 14003	OTHER STATUTORY	OTHER DONOR 13032	UNSPECIFIED 00000	TOTAL
Compensation of employees	7,387,685	1,774,726	0	0	0	0	0	0	0	0	0	0	0	0	9,162,411
Workshop	0	0	0	0	0	0	0	0	0	0	0	0	0	0	0
Railway Lines	0	0	0	0	0	0	0	0	0	0	0	0	0	0	0
Laboratories	0	0	0	0	0	0	0	0	0	0	0	0	0	0	0
Research Facilities	0	0	0	0	0	0	0	0	0	0	0	0	0	0	0
Border and Customs Control Points	0	0	0	0	0	0	0	0	0	0	0	0	0	0	0
Warehouses and Storage Facilities	0	0	0	0	0	0	0	0	0	0	0	0	0	0	0
Containers / Bins	0	0	0	0	0	0	0	0	0	0	0	0	0	0	0
Perimeter Wall / Fence	0	0	0	0	0	0	0	0	0	0	0	0	0	0	0
Perimeter Protection/ Fence	0	0	0	0	0	0	0	0	0	0	0	0	0	0	0
OFFICE EQUIPMENT, FURNITURE AND FI	0	17,264	0	0	0	0	0	0	203,839	0	0	0	0	0	221,103
Office Equipment	0	17,264	0	0	0	0	0	0	-1	0	0	0	0	0	17,263
Air Condition	0	0	0	0	0	0	0	0	0	0	0	0	0	0	0
Electrical Equipment	0	0	0	0	0	0	0	0	0	0	0	0	0	0	0
Printer	0	0	0	0	0	0	0	0	0	0	0	0	0	0	0
Furniture and Fittings	0	0	0	0	0	0	0	0	203,840	0	0	0	0	0	203,840
INFORMATION COMMUNICATION TECHN	0	0	0	0	0	0	0	0	0	0	0	0	0	0	0
Communication Technology EQUIPMENT	0	0	0	0	0	0	0	0	0	0	0	0	0	0	0

Networking and ICT Equipments	0	0	0	0	0	0	0	0	0	0	0	0	0	0	0
Computers and Accessories	0	0	0	0	0	0	0	0	0	0	0	0	0	0	0
Communication equipment	0	0	0	0	0	0	0	0	0	0	0	0	0	0	0
OTHER MACHINERY AND EQUIPMENT	0	0	0	0	0	0	0	0	0	0	0	0	0	0	0
Agricultural Machinery	0	0	0	0	0	0	0	0	0	0	0	0	0	0	0
Server	0	0	0	0	0	0	0	0	0	0	0	0	0	0	0
Plant and Machinery	0	0	0	0	0	0	0	0	0	0	0	0	0	0	0
Other Capital Expenditure	0	0	0	0	0	0	0	0	0	0	0	0	0	0	0
Agriculture Facilities	0	0	0	0	0	0	0	0	0	0	0	0	0	0	0
Medical / Health Equipment	0	0	0	0	0	0	0	0	0	0	0	0	0	0	0
Sports Equipment	0	0	0	0	0	0	0	0	0	0	0	0	0	0	0
Laboratory Equipment-Medical Testing	0	0	0	0	0	0	0	0	0	0	0	0	0	0	0
Laboratory Equipment-Water Treatmen	0	0	0	0	0	0	0	0	0	0	0	0	0	0	0
Medical and Allied EquipmentMedical a	0	0	0	0	0	0	0	0	0	0	0	0	0	0	0
Music Instruments	0	0	0	0	0	0	0	0	0	0	0	0	0	0	0
Photographic Equipment	0	0	0	0	0	0	0	0	0	0	0	0	0	0	0
THousing Equipment	0	0	0	0	0	0	0	0	0	0	0	0	0	0	0
Security Equipment	0	0	0	0	0	0	0	0	0	0	0	0	0	0	0
OIL RIGS	0	0	0	0	0	0	0	0	0	0	0	0	0	0	0
Oil Rigs & Structures	0	0	0	0	0	0	0	0	0	0	0	0	0	0	0
	0			0					0	0		0	0		0
MILITARY ASSET, WEAPONS SYSTEMS	0	0	0	0	0	0	0	0	0	0	0	0	0	0	0
Military Vehicles	0	0	0	0	0	0	0	0	0	0	0	0	0	0	0
Submarines	0	0	0	0	0	0	0	0	0	0	0	0	0	0	0
War Ships	0	0	0	0	0	0	0	0	0	0	0	0	0	0	0
Military Aircraft	0	0	0	0	0	0	0	0	0	0	0	0	0	0	0
Military Equipment - Tanks	0	0	0	0	0	0	0	0	0	0	0	0	0	0	0
Military Equipment - Missile Carriers	0	0	0	0	0	0	0	0	0	0	0	0	0	0	0
Military Equipment - Launchers	0	0	0	0	0	0	0	0	0	0	0	0	0	0	0
Military Equipment - Ballistic Missiles	0	0	0	0	0	0	0	0	0	0	0	0	0	0	0
Weapons	0	0	0	0	0	0	0	0	0	0	0	0	0	0	0



**SCHEDULE OF DETAILED EXPENDITURE AND ASSET  
BY FUNDING FOR THE YEAR ENDED 31ST  
DECEMBER,2024**

DESCRIPTION	GOG 11001	IGF 12200	MP 12602	DACF 12603	DISABILITY 12607	EU 13020	UN 13024	CIDA 13132	DDF 13527	UDG 13528	MDF 14003	OTHER STATUTORY	OTHER DONOR 13032	UNSPECIFIED 00000	TOTAL
Compensation of employees	7,387,685	1,774,726	0	0	0	0	0	0	0	0	0	0	0	0	9,162,411
LIBRARY BOOKS	0	0	0	0	0	0	0	0	0	0	0	0	0	0	0
Learning and Training Support	0	0	0	0	0	0	0	0	0	0	0	0	0	0	0
I Library Materials (Curriculum Equipme	0	0	0	0	0	0	0	0	0	0	0	0	0	0	0
TRANSPORT EQUIPMENT	0	49,880	0	0	0	0	0	0	0	0	0	0	0	0	49,880
Motor Vehicle	0	0	0	0	0	0	0	0	0	0	0	0	0	0	0
Airplanes	0	0	0	0	0	0	0	0	0	0	0	0	0	0	0
Trains	0	0	0	0	0	0	0	0	0	0	0	0	0	0	0
Ships and Vessels	0	0	0	0	0	0	0	0	0	0	0	0	0	0	0
Motor Bike, bicycles etc	0	49,880	0	0	0	0	0	0	0	0	0	0	0	0	49,880
INFRASTRUCTURE ASSETS	0	0	0	0	0	0	0	0	0	0	0	0	0	0	0
Electrical Networks	0	0	0	0	0	0	0	0	0	0	0	0	0	0	0
Sewers	0	0	0	0	0	0	0	0	0	0	0	0	0	0	0
Landscaping and Gardening	0	0	0	0	0	0	0	0	0	0	0	0	0	0	0
Utilities Networks	0	0	0	0	0	0	0	0	0	0	0	0	0	0	0
Runways	0	0	0	0	0	0	0	0	0	0	0	0	0	0	0
APRON and RAMP Areas	0	0	0	0	0	0	0	0	0	0	0	0	0	0	0
Irrigation Systems	0	0	0	0	0	0	0	0	0	0	0	0	0	0	0
Water Systems	0	0	0	0	0	0	0	0	0	0	0	0	0	0	0
Harbour and Landing Sites	0	0	0	0	0	0	0	0	0	0	0	0	0	0	0
Sea Wall	0	0	0	0	0	0	0	0	0	0	0	0	0	0	0
Roads	0	0	0	0	0	0	0	0	0	0	0	0	0	0	0
Feeder Roads	0	0	0	0	0	0	0	0	0	0	0	0	0	0	0
Urban Roads	0	0	0	0	0	0	0	0	0	0	0	0	0	0	0
I Highways	0	0	0	0	0	0	0	0	0	0	0	0	0	0	0

Drainage	0	0	0	0	0	0	0	0	0	0	0	0	0	0	0
Fuel Tanks	0	0	0	0	0	0	0	0	0	0	0	0	0	0	0
Water Tanks	0	0	0	0	0	0	0	0	0	0	0	0	0	0	0
HERITAGE AND CULTURAL ASSETS	0	0	0	0	0	0	0	0	0	0	0	0	0	0	0
LNational Parks	0	0	0	0	0	0	0	0	0	0	0	0	0	0	0
Museums	0	0	0	0	0	0	0	0	0	0	0	0	0	0	0
Works of Art	0	0	0	0	0	0	0	0	0	0	0	0	0	0	0
Cultural collections	0	0	0	0	0	0	0	0	0	0	0	0	0	0	0
National Monuments	0	0	0	0	0	0	0	0	0	0	0	0	0	0	0
BIOLOGICAL ASSETS (NON- AGRICULTU	0	0	0	0	0	0	0	0	0	0	0	0	0	0	0
Animals	0	0	0	0	0	0	0	0	0	0	0	0	0	0	0
Plant	0	0	0	0	0	0	0	0	0	0	0	0	0	0	0
Land	0	0	0	0	0	0	0	0	0	0	0	156,402	0	156,402	312,804
Work - In - Progress	0			0					0	0		0	0		0
BUILDINGS AND STRUCTURES	0	2,720	0	63,782	0	0	0	0	33,102	0	0	0	0	0	99,604
WIP - Buildings	0	0	0	0	0	0	0	0	0	0	0	0	0	0	0
WIP - Dest. Homes	0	0	0	0	0	0	0	0	0	0	0	0	0	0	0
WIP - Bungalows/Flat	0	0	0	17,543	0	0	0	0	6,289	0	0	0	0	0	23,832
WIP-Home of Aged	0	0	0	0	0	0	0	0	0	0	0	0	0	0	0
WIP-Palace	0	0	0	0	0	0	0	0	0	0	0	0	0	0	0
WIP-Barracks	0	0	0	0	0	0	0	0	0	0	0	0	0	0	0

**SCHEDULE OF DETAILED EXPENDITURE AND ASSET  
BY FUNDING FOR THE YEAR ENDED 31ST  
DECEMBER,2024**

DESCRIPTION	GOG 11001	IGF 12200	MP 12602	DACF 12603	DISABILITY 12607	EU 13020	UN 13024	CIDA 13132	DDF 13527	UDG 13528	MDF 14003	OTHER STATUTORY	OTHER DONOR 13032	UNSPECIFIED 00000	TOTAL
Compensation of employees	7,387,685	1,774,726	0	0	0	0	0	0	0	0	0	0	0	0	9,162,411
WIP - Hospitals	0	0	0	0	0	0	0	0	0	0	0	0	0	0	0
WIP - Clinics	0	0	0	0	0	0	0	0	0	0	0	0	0	0	0
WIP - Health Centres	0	0	0	17,860	0	0	0	0	0	0	0	0	0	0	17,860

WIP - Day Care Centre	0	0	0	0	0	0	0	0	0	0	0	0	0	0	0
WIP - Office Buildings	0	0	0	0	0	0	0	0	0	0	0	0	0	0	0
WIP - School Buildings	0	2,720	0	19,449	0	0	0	0	0	0	0	0	0	0	22,169
WIP - Slaughter House	0	0	0	8,930	0	0	0	0	0	0	0	0	0	0	8,930
WIP-Recreational Park	0	0	0	0	0	0	0	0	0	0	0	0	0	0	0
WIP-Recreational Centres	0	0	0	0	0	0	0	0	0	0	0	0	0	0	0
WIP - Cemeteries	0	0	0	0	0	0	0	0	0	0	0	0	0	0	0
WIP - Toilets	0	0	0	0	0	0	0	0	0	0	0	0	0	0	0
WIP - Markets	0	0	0	0	0	0	0	0	-123,313	0	0	0	0	0	-123,313
WIP - Car/Lorry Park	0	0	0	0	0	0	0	0	0	0	0	0	0	0	0
WIP - Bridges	0	0	0	0	0	0	0	0	150,126	0	0	0	0	0	150,126
WIP - Road Signals	0	0	0	0	0	0	0	0	0	0	0	0	0	0	0
WIP-Sports Stadium	0	0	0	0	0	0	0	0	0	0	0	0	0	0	0
WIP-Workshop	0	0	0	0	0	0	0	0	0	0	0	0	0	0	0
WIP - Police Post	0	0	0	0	0	0	0	0	0	0	0	0	0	0	0
WIP - Laboratories	0	0	0	0	0	0	0	0	0	0	0	0	0	0	0
WIP-Railway Lines	0	0	0	0	0	0	0	0	0	0	0	0	0	0	0
OFFICE EQUIPMENT, FURNITURE AND FI	0	0	0	0	0	0	0	0	0	0	0	0	0	0	0
WIP - Furniture and Fittings	0	0	0	0	0	0	0	0	0	0	0	0	0	0	0
	0			0					0	0		0	0		0
INFORMATION COMMUNICATION TECHN	0	0	0	0	0	0	0	0	0	0	0	0	0	0	0
wip - Communication Technology EQUIP	0	0	0	0	0	0	0	0	0	0	0	0	0	0	0
wip - Networking and ICT Equipments	0	0	0	0	0	0	0	0	0	0	0	0	0	0	0
OTHER MACHINERY AND EQUIPMENT	0	0	0	0	0	0	0	0	0	0	0	0	0	0	0
WIP - Agricultural Machinery	0	0	0	0	0	0	0	0	0	0	0	0	0	0	0
OIL RIGS	0	0	0	0	0	0	0	0	0	0	0	0	0	0	0
WIP - Oil Rigs & Structures	0	0	0	0	0	0	0	0	0	0	0	0	0	0	0
TOTAL	0	0	0	0	0	0	0	0	0	0	0	0	0	0	0
LIBRARY BOOKS	0	0	0	0	0	0	0	0	0	0	0	0	0	0	0
WIP - Learning and Training Support	0	0	0	0	0	0	0	0	0	0	0	0	0	0	0
WIP - Library Materials (Curriculum Equ	0	0	0	0	0	0	0	0	0	0	0	0	0	0	0

TRANSPORT EQUIPMENT	0	0	0	0	0	0	0	0	0	0	0	0	0	0	0
WIP - Ships and Vessels	0	0	0	0	0	0	0	0	0	0	0	0	0	0	0
WIP - Trains	0	0	0	0	0	0	0	0	0	0	0	0	0	0	0
INFRASTRUCTURE ASSETS	0	0	0	0	0	0	0	0	0	0	0	0	0	0	0
WIP - Electrical Networks	0	0	0	0	0	0	0	0	0	0	0	0	0	0	0
WIP - Sewers	0	0	0	0	0	0	0	0	0	0	0	0	0	0	0
WIP - Landscaping and Gardening	0	0	0	0	0	0	0	0	0	0	0	0	0	0	0
WIP - Utilities Networks	0	0	0	0	0	0	0	0	0	0	0	0	0	0	0
WIP - Runways	0	0	0	0	0	0	0	0	0	0	0	0	0	0	0
WIP - APRON and RAMP Areas	0	0	0	0	0	0	0	0	0	0	0	0	0	0	0
WIP - Irrigation Systems	0	0	0	0	0	0	0	0	0	0	0	0	0	0	0
WIP - Water Systems	0	0	0	0	0	0	0	0	0	0	0	0	0	0	0

**SCHEDULE OF DETAILED EXPENDITURE AND ASSET  
BY FUNDING FOR THE YEAR ENDED 31ST  
DECEMBER,2024**

DESCRIPTION	GOG 11001	IGF 12200	MP 12602	DACF 12603	DISABILITY 12607	EU 13020	UN 13024	CIDA 13132	DDF 13527	UDG 13528	MDF 14003	OTHER STATUTORY	OTHER DONOR 13032	UNSPECIFIED 00000	TOTAL
Compensation of employees	7,387,685	1,774,726	0	0	0	0	0	0	0	0	0	0	0	0	9,162,411
WIP-Harbour and Landing Sites	0	0	0	0	0	0	0	0	0	0	0	0	0	0	0
WIP- Sea Wall	0	0	0	0	0	0	0	0	0	0	0	0	0	0	0
WIP - Roads	0	0	0	0	0	0	0	0	0	0	0	0	0	0	0
WIP-Feeder Roads	0	0	0	0	0	0	0	0	0	0	0	0	0	0	0
WIP-Urban Roads	0	0	0	0	0	0	0	0	0	0	0	0	0	0	0
WIP-Highways	0	0	0	0	0	0	0	0	0	0	0	0	0	0	0
WIP-Drainage	0	0	0	0	0	0	0	0	0	0	0	0	0	0	0
INTANGIBLE FIXED ASSETS	0	0	0	0	0	0	0	0	0	0	0	0	0	0	0
WIP- Computer Software	0	0	0	0	0	0	0	0	0	0	0	0	0	0	0
WIP- Patents	0	0	0	0	0	0	0	0	0	0	0	0	0	0	0
WIP- Trademarks	0	0	0	0	0	0	0	0	0	0	0	0	0	0	0
WIP- Copyrights	0	0	0	0	0	0	0	0	0	0	0	0	0	0	0

	0			0					0	0		0	0		0
INTANGIBLE ASSET	0			0					0	0		0	0		0
Internally Generated	0	0	0	0	0	0	0	0	0	0	0	0	0	0	0
Computer Software	0	0	0	0	0	0	0	0	0	0	0	0	0	0	0
Patents	0	0	0	0	0	0	0	0	0	0	0	0	0	0	0
Trademarks	0	0	0	0	0	0	0	0	0	0	0	0	0	0	0
Copyrights	0	0	0	0	0	0	0	0	0	0	0	0	0	0	0
	0			0					0	0		0	0		0
Acquired Intangible	0	0	0	0	0	0	0	0	0	0	0	0	0	0	0
Goodwill	0	0	0	0	0	0	0	0	0	0	0	0	0	0	0
Patents	0	0	0	0	0	0	0	0	0	0	0	0	0	0	0
Franchises	0	0	0	0	0	0	0	0	0	0	0	0	0	0	0
Trademarks	0	0	0	0	0	0	0	0	0	0	0	0	0	0	0
Copyrights	0	0	0	0	0	0	0	0	0	0	0	0	0	0	0
Software	0	0	0	0	0	0	0	0	0	0	0	0	0	0	0
Computer Software	0	0	0	0	0	0	0	0	0	0	0	0	0	0	0